



## RELIGIOUS EDUCATION

### Lent/Easter – GIVING

\*Note to teachers/parents and carers.

This work comes from the Come and See Religious Education programme which is taught in all Catholic primary schools in the Archdiocese of Liverpool. We have given a general guide to the learning opportunities that children may have come across under normal timetabling in school. We have suggested and selected a small amount of the programme. The activities aim to keep Religious Education practical and fun. They are in Year groups however, there is no harm in completing other year group work as this will help children to remember and strengthen their learning.


The first part of learning is called – **EXPLORE**. This shares your child's everyday experiences and helps them to see how the Catholic faith is lived in their everyday lives. The second part, called – **REVEAL** shares bible stories that links to their everyday life.

Lent is the Church's seasons for discerning and doing good. In the Christian Year, Lent precedes and prepares for Easter. It is a penitential season and a time of spiritual growth. If people want to be followers of Jesus, they must be prepared to notice what others need and then see what they can do to help. During Lent this is traditionally put into practice through prayer, fasting and almsgiving. Christians make Lenten promises saying what they hope to do during Lent. Christians practise this throughout the Lenten season to remind them of the complete self-offering of Jesus which is remembered in the liturgy of Holy Week and the Easter Triduum (Holy Thursday, Good Friday and Easter Vigil).

## RELIGIOUS EDUCATION - NURSERY & RECEPTION – LENT EASTER - GIVING

**EXPLORE: Spring is a time when things begin to grow.**

Read together and share:



<https://m.youtube.com/watch?v=STwCfjVajys>

Look at and talk about this picture:



Spring is a time



when



things



begin

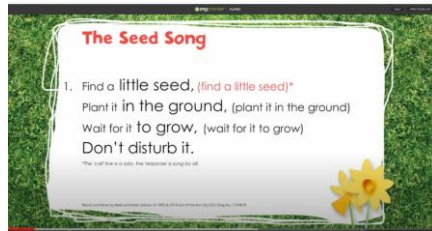
to grow.



### **Choose Activities**

- Spend time looking at a variety of things that grows in springtime – e.g. twigs with buds, bulbs, seeds.
- Go on a Nature Trail and talk about the wonder of growth and new life.
- Watch a time lapse clip of a chick hatching from an egg  
<https://www.youtube.com/watch?v=F38tIGOSTFY>
-

Sing and dance together – The Seed Song:



[https://www.youtube.com/watch?v=da\\_LbBewte8](https://www.youtube.com/watch?v=da_LbBewte8)

**Recognise growth in nature and discover the ways in which things grow.**

- Plant some cress or something similar that grows very quickly. Focus on what is happening over time. Some ideas for cress growing can be found on this webpage...<https://theimaginationtree.com/growing-cress-heads-and-cress-initials/>

**REVEAL: Learn about Lent; a time to show love like Jesus. We look forward to Easter.**

Lent is the time before Easter.

Lent is a time



when we



grow in love.



During Lent we try to



care more



share more

help more.




**Lent is as a time when Christians think about growing in love.**  
Talk together about the pictures above. What kind of things can we do to show love?

**Choose Activities**

- Make a list of all the ways we can grow in love - sharing and **helping, giving time, love**. Talk about what other ways love can be shown to others?

- Can you make a Lenten promise card showing how *'I want to grow in love like Jesus by...'*?
- Loving others means doing things and expecting nothing in return. On a heart shape, draw and write how you can show love in Lent. (Please see the heart shape attached)



**Read together the story from the Bible. The Bible has lots of stories about Jesus.**

Talk about the different ways people are showing love in the story.

What are they doing? Why?


What do you see?

What room are they in?

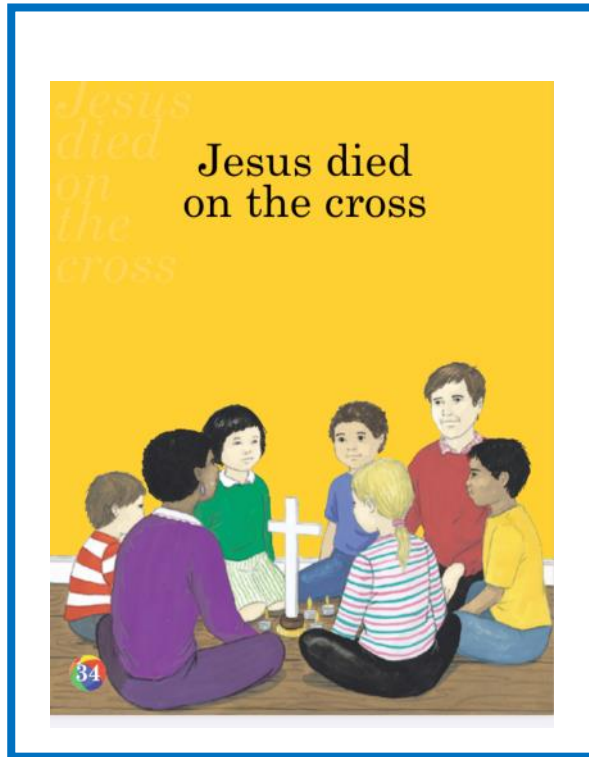
What do you think they might be saying?

How do you think they are feeling?

Do you do any of these things at home?



Good Friday and looking forward to Easter.



At the end of Lent we remember that Jesus died. The day he died is called Good Friday. It is a sad time. At school, at church or at home we can remember Jesus by saying a little prayer by the cross.

- What can you see in the picture?
- Where is the Cross?
- What do you think the people are doing?
- Can you say a little prayer for Jesus? Join your hands and say, *'Jesus, I love you and remember you.'*

Read and share the Bible story together.

## New Life

Good Friday was not the end of the story.

On Easter Sunday people celebrate the new life that God gave to Jesus.



### A Note for Parents & Carers

*Easter Sunday is a happy day.*

*White is the special Easter colour.*

*'Alleluia' is the special Easter prayer.*

*Some churches have an Easter garden to help people remember that Jesus died and was buried, but God his Father gave him new life.*

*Jesus rose from the dead.*

*Spring flowers are a symbol of new life.*

*Easter is the Church's celebration of new life for Jesus and for everyone.*

*An Easter Garden is a symbol of the Easter events.*

### Easter. We celebrate the new life that God gave to Jesus.

*Talk about these questions and answer them together at home.*

What do you see? (Easter garden, cross, flowers)

What are the children doing?

What is the priest showing the children?

What do you think the people are doing?

Do you think they are happy?



### Easter Gardens



### Choose Activities

- Can you make an Easter garden?
- Can you help set up an Easter Egg hunt?
- Choose from the activities and ideas on this page and have some Easter fun! (Please see the next page)
- Can you decorate hard boiled eggs with signs of new life and put them into an Easter basket? These can then be used in an Easter Egg hunt.

### Easter Fun

