





F2 Weekly Planning


w/c - 22.02.21 Gospel Value – Integrity



Monday	Tuesday	Wednesday	Thursday	Friday
<p align="center">Explore</p> <p align="center">What does Integrity mean to you?</p>	<p align="center">Gather</p> <p align="center">Listen to the song Integrity</p>	<p align="center">Listen</p> <p align="center">'The Righteous who walks in his integrity - blessed are his children after him.' Proverbs 20:</p>	<p align="center">Respond</p> <p align="center">Jesus Showed integrity when he spent 40 days in the Desert. Talk about how you can show integrity during lent.</p>	<p align="center">Go Forth</p> <p align="center">Think like a world class chef and create a perfect recipe for living with integrity. The ingredients should describe actions, words and deeds that demonstrate how we live with integrity. You can also get creative and draw, paint or colour a bowl full of ingredients for integrity.</p>
<p align="center">Google Meet @ 9:15am</p> <p align="center">Welcome back after Half Term! This morning we will be demonstrating how to practise word blending and segmenting using phoneme frames!</p>	<p align="center">Literacy/UW/PSED-</p> <p align="center">Locate China on a map. Discuss where in the world this is. Locate England (UK) on a map. Is China near us? Or is it far away?</p> <p align="center">Discuss Chinese New Year with the children.</p> <p align="center">Explain that 2021 is the Year of the Ox.</p>	<p align="center">Literacy: Writing-</p> <p align="center">Use teddy bear words in writing, finger spaces and phonological attempts to unfamiliar words.</p> <p align="center">Introduce positional language e.g. first, next, then, now etc. into sentence e.g. The rat came first in the race.</p> <p align="center">Children draw the animals from the race and attempt writing their names e.g. rat, ox, dog, pig.</p>	<p align="center">Literacy: Writing:</p> <p align="center">Instructions – How to make a Chinese Lantern</p>	<p align="center">Literacy-</p>  

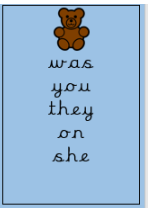
   	 <p>Read the Chinese new year story to the children.</p> <p>http://simonwiddowson.typepad.com/files/chinese-new-year.swf</p>	<p>Use teddy bear words in writing, finger spaces and phonological attempts to unfamiliar words.</p> <p>Use word map to help.</p>	 <p>Make your own lantern using the steps above. You will need one piece of paper and some sellotape. When you have make your lantern write a list of instructions on how to make it.</p>	<p>Children to have a go at writing some Chinese words. Dragon 龍 and Ox 牛 writing available on Google Classroom for the children to copy.</p>
---	--	--	--	---

Phoneme Frame Practice: Word Building



Blue Teddy Bear Words Set Revision :was, you, they, on, she

It is really important to practice writing our teddy bear words at any available opportunity. This week we want you to continue to practise writing lots of great sentences!

<p style="text-align: center;">Phonics</p> <p style="text-align: center;">Recap on previous sounds: s/a/t/p/i/n/m/d/g/o/c/k/ck/e/u/h/b/f/l/ss/x/y/z</p> <p style="text-align: center;">Phoneme Frame Practice: Word Building</p>	<p style="text-align: center;">Phonics</p> <p style="text-align: center;">Teddy Bear Words-</p> <p style="text-align: center;">Sentence writing using words from teddy bear word set.</p> 	<p style="text-align: center;">Phonics</p> <p style="text-align: center;">Recap on previous sounds: s/a/t/p/i/n/m/d/g/o/c/k/ck/e/u/h/b/f/l/ss/v/x/y/z</p> <p style="text-align: center;">Phoneme Frame Practice: Word Building</p>	<p style="text-align: center;">Phonics</p> <p style="text-align: center;">Teddy Bear Words-</p> <p style="text-align: center;">Sentence writing using words from teddy bear word set.</p>	<p style="text-align: center;">Phonics</p> <p style="text-align: center;">Recap on previous sounds: s/a/t/p/i/n/m/d/g/o/c/k/ck/e/u/h/b/f/l/ss/v/w/x/y/z</p> <p style="text-align: center;">Phoneme Frame Practice: Word Building</p>
---	--	---	--	---

Mathematical Development-Basic skills

Using marbles, pebbles, coins or any items that will make a sound when dropped-play the counting game.

Ask your child to close their eyes as you slowly drop marbles into a metal jug or jar. As you child to use their fingers to help them to count in their head how many have been dropped into the jar. Open eyes, check on fingers and write down the number to show how many. Check answer by counting the actual amount that was dropped.

Repeat several times and then let your child take the turn of being the marble dropper for you!



Mathematical Development-

EYO Numbers: Recites numbers in order to 12.

Use ordinal number language



Recap on the PowerPoint that was shared with the children in the yesterday.

Show the children the animal cards with the ordinal numbers. Introduce the children to the language of ordinal numbers, **1st, 2nd, 3rdetc.**

Children make number line using the correct sequence of the story.

Mathematical Development-

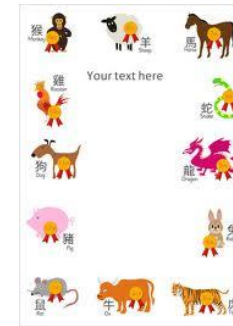
EYO Numbers: Recites numbers in order to 12.

Use ordinal number language.



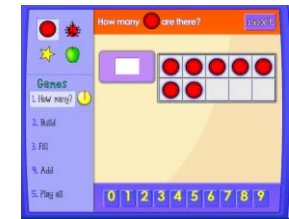
Line up all the animals in the story – count how many there are. Play a game - tell children to shut their eyes and take animal away – guess which animals have disappeared and how many by counting and counting down using the number line.

Mathematical Development-






Children the ordinal numbers underneath each animal to show the correct sequence of the story.

Mathematical Development-Basic Skills



<https://www.nctm.org/ClassroomResources/Illuminations/Interactives/Ten-Frame/>

<p style="text-align: center;">Reading</p> <p>Children to read a story - any of their choice (Preferably one they haven't read before) with a sibling or grown up. As they read the story ask them: What do you think will happen next? How does this character feel?</p> <p>When the story has finished ask questions about the key events that happened in the story! Ask them what they liked and what they didn't like, and if it ended how they thought it would?</p>	<p style="text-align: center;">Reading</p> <p>Activity: Read a story at home or use this link: https://www.oxfordowl.co.uk/for-school/oxford-owl-ebook-collection</p>	<p style="text-align: center;">Reading</p> <p>Children to read a story - any of their choice (Preferably one they haven't read before) with a sibling or grown up. As they read the story ask them: What do you think will happen next? How does this character feel?</p> <p>When the story has finished ask questions about the key events that happened in the story! Ask them what they liked and what they didn't like, and if it ended how they thought it would?</p>	<p style="text-align: center;">Reading</p> <p>Activity: Read a story at home or use this link: https://www.oxfordowl.co.uk/for-school/oxford-owl-ebook-collection</p>	<p style="text-align: center;">Reading</p> <p>Activity: Read a story at home or use this link: https://www.oxfordowl.co.uk/for-school/oxford-owl-ebook-collection</p>
<p style="text-align: center;">RE-</p>  <p style="text-align: center;">LENT</p> <p>What the video on Google Classroom to learn all about the important season of Lent.</p>	<p style="text-align: center;">EAD-</p> <p>What animals were in the story? How many altogether?</p> <p>Discuss the different celebrations Chinese people carry out to celebrate Chinese New Year)</p> <p>Watch the video below that shows Chinese traditions and celebrations. https://www.youtube.com/watch?v=1cRMRp9-Z08</p>	<p style="text-align: center;">Spanish with Ms Susana</p>  <p>Watch the video link on google classroom.</p>	<p style="text-align: center;">RE- Gathering</p> <p>Reveal- We gather together as a parish family to celebrate Mass.</p> 	<p style="text-align: center;">CLL/PSED- Children's Interests</p> <p>End of the week Zoom. Come together as a class to talk about your week. Let's explore your interests for next week!</p>