




F2 Weekly Planning

w/c - 08.02.21 Gospel Value – Loyalty



Monday	Tuesday	Wednesday	Thursday	Friday										
<p align="center">Explore</p> <p>Learning to be a good friend, someone who can be trusted and is loyal, takes a lifetime.</p> <p>What does loyalty mean to you</p>	<p align="center">Gather</p> <p>Listen to the song ‘Count on Me’</p>	<p align="center">Listen</p> <p>‘Never let loyalty and kindness leave you! Tie them around your neck as a reminder. Write them deep within your heart.’</p> <p align="center"><i>Proverbs 3:3</i></p>	<p align="center">Respond</p> <p>When you are a loyal friend, people can count on you. Talk about a time when you have shown loyalty.</p>	<p align="center">Go Forth</p> <p>Make a card or present for someone who is a loyal friend to your whole family. You could add a gift tag saying...</p> <p>‘Thank you for being such a special friend to all of us’.</p>										
<p align="center">Google Meet @ 9:15am</p> <p>What qualities make someone super? Being kind, being honest, someone who helps me learn?</p> <p>Talk about the people who you think are super.</p>	<p align="center">Literacy-</p> <p>Re-read the story Juniper Jupiter.</p> <p>Can you sequence the story into the correct order?</p> <p align="center">+ Sequencing the Story</p> <table border="1" data-bbox="674 1150 963 1398"> <thead> <tr> <th>Part</th> <th>Sequence Activity</th> </tr> </thead> <tbody> <tr> <td>1</td> <td>Juniper Jupiter is a girl who is super-kind, super-sneaky, super-strong and super-smart.</td> </tr> <tr> <td>2</td> <td>Juniper Jupiter is lonely and wants a side-kick who loves ice-cream, dancing and is really funny.</td> </tr> <tr> <td>3</td> <td>Juniper Jupiter holds auditions to find her perfect side-kick. No one is quite right.</td> </tr> <tr> <td>4</td> <td>Peanut is the perfect side-kick. He is brave, strong, funny and super.</td> </tr> </tbody> </table>	Part	Sequence Activity	1	Juniper Jupiter is a girl who is super-kind, super-sneaky, super-strong and super-smart.	2	Juniper Jupiter is lonely and wants a side-kick who loves ice-cream, dancing and is really funny.	3	Juniper Jupiter holds auditions to find her perfect side-kick. No one is quite right.	4	Peanut is the perfect side-kick. He is brave, strong, funny and super.	<p align="center">Literacy-</p> <p>Look at the illustration on the pages where Juniper is looking out of her house at all the people who have turned up for the auditions. Which person do you think would make a good side-kick? Why? Which person would not make a good side-kick? Why?</p> <p align="center"><i>Design your own side kick!</i></p> <p>Will it be an animal like Peanut? Will it be human? What will it look like? What will it wear?</p>	<p align="center">Literacy-</p> <p>Explore vocabulary from the story Juniper Jupiter. Show children words and phrases –attached on Google Classroom</p> <p>Discuss the meanings of words and phrases. Children to practise orally using them in sentences. Encourage the children to use the conjunctions and, but and because when rehearsing their sentences.</p>	<p align="center">Literacy-</p> <p>Listen to the story Super Worm!</p> 
Part	Sequence Activity													
1	Juniper Jupiter is a girl who is super-kind, super-sneaky, super-strong and super-smart.													
2	Juniper Jupiter is lonely and wants a side-kick who loves ice-cream, dancing and is really funny.													
3	Juniper Jupiter holds auditions to find her perfect side-kick. No one is quite right.													
4	Peanut is the perfect side-kick. He is brave, strong, funny and super.													



New Sounds x, y, z

Blue Teddy Bear Words Set Revision :was, you, they, on, she

It is really important to practice writing our teddy bear words at any available opportunity. This week we want you to continue to practice writing lots of great sentences!

Phonics

Recap on previous sounds:


s/a/t/p/i/n/m/d/g/o/c/k/ck/e/u/h/b/f/l/ss

Introduce new sound: x

Phonics

Teddy Bear Words-

Sentence writing using words from teddy bear word set.



Phonics

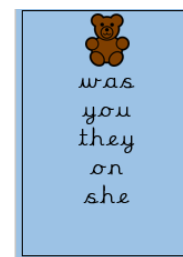
Recap on previous sounds:

s/a/t/p/i/n/m/d/g/o/c/k/ck/e/u/h/b/f/l/ss/v/x

Introduce new sound: y

Phonics

Teddy Bear Words-
Sentence writing using words from teddy bear word set.



Phonics

Recap on previous sounds:

s/a/t/p/i/n/m/d/g/o/c/k/ck/e/u/h/b/f/l/ss/v/w/x/y

Introduce new sound: z

Mathematical Development-Basic skills



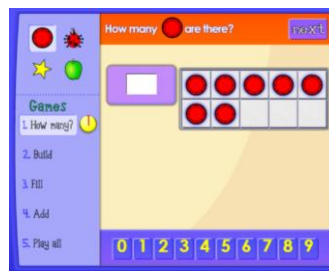
Using marbles, pebbles, coins or any items that will make a sound when dropped-play the counting game.
Ask your child to close their eyes as you slowly drop marbles into a metal jug or jar. As you child to use their fingers to help them to count in their head how many have been dropped into the jar. Open eyes, check on fingers and write down the number to show how many. Check answer by counting the actual amount that was dropped.

Mathematical Development-Ten Frames



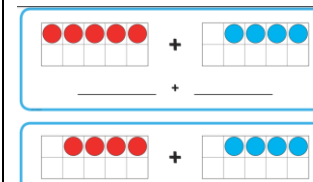
Using household items show children revise counting and addition to 10.
Using items demonstrate writing a number sentence e.g. $3+2=5$
Focus on number formation because we need to practise this all the time!

Mathematical Development-



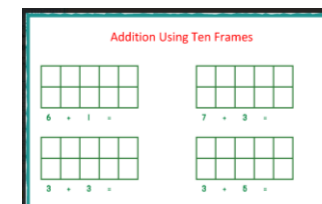
<https://www.nctm.org/ClassroomResources/Illuminations/Interactives/Ten-Frame/>

Mathematical Development-




Writing number sentences the ten frames sheets on Google Classroom

Mathematical Development-



Complete the Ten Frames to find the total amount for each number sentence.

<p>Repeat several times and then let your child take the turn of being the marble dropper for you!</p>				
<p>Reading Children to read a story - any of their choice (Preferably one they haven't read before) with a sibling or grown up. As they read the story ask them: What do you think will happen next? How does this character feel?</p> <p>When the story has finished ask questions about the key events that happened in the story! Ask them what they liked and what they didn't like, and if it ended how they thought it would?</p>	<p>Reading Activity: Read a story at home or use this link: https://www.oxfordowl.co.uk/for-school/oxford-owl-ebook-collection</p>	<p>Reading Children to read a story - any of their choice (Preferably one they haven't read before) with a sibling or grown up. As they read the story ask them: What do you think will happen next? How does this character feel?</p> <p>When the story has finished ask questions about the key events that happened in the story! Ask them what they liked and what they didn't like, and if it ended how they thought it would?</p>	<p>Reading Activity: Read a story at home or use this link: https://www.oxfordowl.co.uk/for-school/oxford-owl-ebook-collection</p>	<p>Reading Activity: Read a story at home or use this link: https://www.oxfordowl.co.uk/for-school/oxford-owl-ebook-collection</p>
<p>RE- Gathering Explore-How and why people gather together. Read the story 'Happy Together' on Google Classroom</p>	<p>PE- Join the 'Avengers Training Academy' for a superhero workout! https://www.youtube.com/watch?v=YC_V8hnU2PY</p>	<p>Spanish with Ms Susana</p>  <p>Watch the video link on google classroom.</p>	<p>RE- Gathering Reveal-The joy of gathering together to enjoy Mass. Look at the image on Google Classroom and learn how people gather together as a parish to celebrate Mass.</p>	<p>CLL/PSED- Children's Interests End of the week Zoom. Come together as a class to talk about your week. Let's explore your interests for next week!</p>