

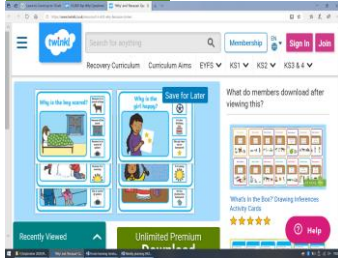







# F1 Home Learning







w/b 04.01.21 - Gospel Value – Grace (Epiphany)

Monday	Tuesday	Wednesday	Thursday	Friday
<p>RE – Good Morning Prayer 'Good Morning Lord, we praise your holy name and thank you for giving us this lovely new day.'</p>	<p>RE – Good Morning Prayer 'Good Morning Lord, we praise your holy name and thank you for giving us this lovely new day.'</p>	<p>RE – Good Morning Prayer 'Good Morning Lord, we praise your holy name and thank you for giving us this lovely new day.'</p>	<p>RE – Good Morning Prayer 'Good Morning Lord, we praise your holy name and thank you for giving us this lovely new day.'</p>	<p>RE – Good Morning Prayer 'Good Morning Lord, we praise your holy name and thank you for giving us this lovely new day.'</p>
<p><b>Literacy/Communication &amp; Language</b> Ask your child to choose a teddy. Your child/siblings/family members will sit in a circle with each other and talk about what they did whilst they were off school. They may wish to talk about what they got off Santa or what they have simply enjoyed playing with.  They may wish to then draw a picture of what they did whilst they were off school.</p> 	<p><b>Mathematics/Physical Development</b> Play <a href="#">underwater counting game</a>. See if your child can count the sea creatures and are able to recognise the correct digit to represent the amount shown.  You may wish to do a number hunt with your child in the garden, outside park or even at home. Draw numbers from 0-10 separately on a piece of paper. Your child will then look for numbers. Encourage them to find the numbers and describe to you what number they have found.</p> 	<p><b>RE</b> Explore Write on a piece of paper 'Welcome back.' Put it by your door and pretend to your child that they have received an invitation telling them that they are welcomed back to learning. You may wish to put this piece of paper in an envelope and write their name and address on it so that they can see it has been addressed especially to them.  Have a little 'welcome back to learning' party by giving your child some water and a small snack. You may then wish to sing some party songs with your child such as 'If you're happy and you know it.' Introduce a new song and the lyrics are "Sing a song together, It's our special day. We are celebrating, and we'd like to say: We belong together, we have lots of fun. Games and songs and food and drink for each and everyone.' This is the</p>	<p><b>Basic Skills</b> Activity 1 - Practice name writing with your child. You may wish to write your child's name in bubble writing, on a piece of paper. Encourage your child to use a pen/pencil/crayon and practice tracing over the letters in their name. If you know that your child can write some letters in their name, encourage them to write the letters underneath independently.  Activity 2 – Show your child the pictures provided. At the top of the pictures are 'Why?' questions. Show your child the picture and encourage them to use 'because' in their sentence.</p> 	<p><b>PSED</b> Memory game – Provide your child with some objects that they are familiar with, for example a television remote, a pencil, a shoe and a piece of paper. Choosing 4 may be best to start with and then once your child has grasped the game, you may wish to increase the number of objects.  Encourage your child to look at the four items then close their eyes. The adult would remove one object and then your child would be encouraged to open their eyes and guess what object has been removed.</p>

Activities highlighted in green. Photograph can be taken and submitted to teacher.

		<p>same tune as 'Sing a song a six pence.'</p> <p><b>Continuous provision idea</b> You may wish to make some party decorations with your child such as banners, invitations, cards, e.t.c.</p>		
<p><b>Expressive Art and Design</b> – Sing Nursery rhyme of the week and other nursery rhymes that your child may know. If they have toy musical instruments at home, it may be worth encouraging them to sing and shake their musical instruments at the same time.</p> 	<p><b>Story time</b> Ask your child to choose a story of their choice. Read it to them and encourage them to talk about what they can see in the pictures.</p>	<p><b>Spanish</b></p>  <p>Show your child the <a href="#">video</a> introducing the names of the different colours in Spanish. Encourage them to repeat the words and join in.</p>	<p><b>Story time</b> Ask your child to choose a story of their choice. Read it to them and encourage them to talk about what they can see in the pictures.</p>	<p><b>Expressive Art and Design</b> – Sing Nursery rhyme of the week and other nursery rhymes that your child may know. If they have toy musical instruments at home, it may be worth encouraging them to sing and shake their musical instruments at the same time.</p> 

Activities highlighted in **green**. Photograph can be taken and submitted to teacher.

<p><b><u>Rhyming activity</u></b>          If you are encouraging your child to tidy up their activity, you may wish to use this rhyming activity.          'If your name sounds like jelly can you put the musical instrument away.'</p>		<p><b><u>Rhyming activity</u></b>          If you are encouraging your child to tidy up their activity, you may wish to use this rhyming activity.          'If your name sounds like jelly can you put the musical instrument away.'</p>		<p><b><u>Rhyming activity</u></b>          If you are encouraging your child to tidy up their activity, you may wish to use this rhyming activity.          'If your name sounds like jelly can you put the musical instrument away.'</p>
<p><b>Expressive Art and Design –</b>          Introduce the Nursery rhyme of the week using the image below called '5 little speckled frogs.'</p> 	<p><b>Expressive Art and Design –</b>          Practice singing the Nursery rhyme of the week using the image below called '5 little speckled frogs.'</p> 	<p><b>Expressive Art and Design –</b>          Practice singing the Nursery rhyme of the week using the image below called '5 little speckled frogs.'</p> 	<p><b>Expressive Art and Design –</b>          Practice singing the Nursery rhyme of the week using the image below called '5 little speckled frogs.'</p> 	<p><b>Expressive Art and Design –</b>          Practice singing the Nursery rhyme of the week using the image below called '5 little speckled frogs.'</p> 