









# F1 Home Learning

w/b 01.02.21 - Gospel Value – Love




Monday	Tuesday	Wednesday	Thursday	Friday
<p>RE –</p> <p>Good Morning/ Afternoon Prayer ‘Good Morning Lord, we praise your holy name and thank you for giving us this lovely new day.’</p>	<p>RE –</p> <p>Good Morning/ Afternoon Prayer ‘Good Morning Lord, we praise your holy name and thank you for giving us this lovely new day.’</p>	<p>RE –</p> <p>Good Morning/ Afternoon Prayer ‘Good Morning Lord, we praise your holy name and thank you for giving us this lovely new day.’</p>	<p>RE –</p> <p>Good Morning/ Afternoon Prayer ‘Good Morning Lord, we praise your holy name and thank you for giving us this lovely new day.’</p>	<p>RE –</p> <p>Good Morning/ Afternoon Prayer ‘Good Morning Lord, we praise your holy name and thank you for giving us this lovely new day.’</p>
<p><b>Literacy/Communication &amp; Language</b></p> <p>Listen to the story called ‘Charlie the Firefighter.’</p>  <p>Ask your child the following question, ‘Who is your favourite superhero?’ When they have answered your question, you may wish to talk about that there other superheros such as doctors, nurses, school staff, police officers, firefighters, e.t.c. Choose some of the options above and ask them ‘Why do you think ... is a superhero?’</p>	<p><b>Mathematics</b></p> <p>Show your child the picture of 5 firefighters. You may wish to use 5 objects such as pencils, pens, cubes, blocks, e.t.c and explain to your child ‘they are not real fire fighters are they? We are using these objects to represent the firefighters.’ On a piece of paper draw 5 flames and cut them out. On each flame, draw 1 number. Write the numbers 0-5. Sing the following song: ‘5 little firefighters standing in a row, 1,2,3,4,5 they go. Hop on the engine with a SHOUT, quicker than a wink and the fire is out.’ Continue this song until you count down to 0 and take 1 object away each time. Encourage your child to count how many ‘firefighters’ are left and to tap the paper flame which represents the correct amount of firefighters left.</p> 	<p><b>RE</b> Explore</p> <p>Read the story attached called ‘Happy Together’.</p> <p>You may wish to play with your child and other household members ‘The farmers in his den’. The lyrics to the song are attached for you to read.</p> <p>Activity – Talk to your child about what they like to do at Nursery and at home. If you wish, ask your child to draw a picture of what they enjoy doing at Nursery and at home and encourage them to explain what their picture is. When they have told you, you can then scribe underneath what they have said.</p>	<p><b>Basic Skills</b></p> <p>You may wish to use the ‘people who help us’ paper or you can use paper/card of your choice. Ask your child to think about ‘people who help us’ and draw one of their choice.</p> <p>Tell your child about one that you are thinking about and draw this onto a piece of paper to model what one would look like, describing to your child exactly what you are including in your picture such as eyes, nose, badge, helmet, e.t.c.</p> 	<p><b>PSED</b></p> <p>Encourage your child to think about someone who has helped them in their life. Tell them to design a ‘Thank you’ card for that person.</p> <p>You may want to write the word ‘Thank you’ for your child and encourage them to copy the letters underneath. Encourage them to draw patterns and make it look colourful.</p> 

Activities highlighted in green. Photograph can be taken and submitted to teacher.

<p><b>Continuous provision idea</b></p> <p>You may wish to use the interactive whiteboard game with your child. You will be given a statement such as 'I need to cross the road.' Your child then has to decide who would help them to cross the road, would it be the lolly pop person or the nurse? They then have to click on the correct answer.</p> 	<p><b>Physical Development</b></p> <p>Choose about 5 posters that show you a variety of different 'people who help us'.</p> <p>Sit with your child and talk about how you can make different movements for the people who help us, for example if you show your child a firefighter, you may encourage them to pretend that they are climbing a ladder moving their arms and legs. Another example could be a builder and encourage your child to pretend to build a wall.</p> 	<p><b>Continuous provision idea</b></p> <p>Share some ideas of what your child likes to play independently and what they like to play when they are with their household members.</p> <p>Photographs are a great idea to show this.</p>	<p><b>Continuous provision idea</b></p> <p>Talk to your child about the dentist and the importance of dental hygiene. You may wish to model brushing your teeth to your child and singing a song to them which is:</p> <p>'This is the way we brush our teeth, brush our teeth, brush our teeth. This is the way we brush our teeth on a cold and frosty morning.' Your child can then brush theirs.</p>	<p><b>Continuous provision idea</b></p> <p>You may wish to provide your child with paper, pens, pencils or crayons and encourage them to design their own road.</p> <p>If they have small figures they may want to pretend that they are 'people who help us' going for an emergency or pretending that they are being supported by a lolly pop person crossing the road safely.</p> <p><b>Continuous provision idea</b></p> <p>Encourage your child to pretend to be an important person. They can role play any person they like.</p>
--	--	---	--	---

**Expressive Art and Design**

Sing Nursery rhyme of the week and other nursery rhymes that your child may know.  
If they have toy musical instruments at home, it may be worth encouraging them to sing and shake their musical instruments at the same time.



**Rhyming activity**

If you are encouraging your child to tidy up their activity, you may wish to use this rhyming activity.  
'If your name sounds like jelly can you put the musical instrument away'.

**Story time**


Read the story 'The Zoo Vet' to your child.



**Alliteration activity**

If you are encouraging your child to tidy up their activity, you may wish to use this alliteration activity. An example of this is  
'If your name is Jumping Joe can you put your musical instrument away'.

**Spanish**



Show your child the [video](#) of the names of the different animals in Spanish.  
Encourage them to repeat the words and join in. If your child has any toy animals that they play with at home, you may wish to use these at props to support your child with this.

**Rhyming activity**

If you are encouraging your child to tidy up their activity, you may wish to use this rhyming activity.  
'If your name sounds like jelly can you put the musical instrument away'.

**Story time**


Ask your child to choose a story of their choice. Read it to them and encourage them to talk about what they can see in the pictures.

**Alliteration activity**

If you are encouraging your child to tidy up their activity, you may wish to use this alliteration activity. An example of this is  
'If your name is Jumping Joe can you put your musical instrument away'.

**Expressive Art and Design**

Sing Nursery rhyme of the week and other nursery rhymes that your child may know.  
If they have toy musical instruments at home, it may be worth encouraging them to sing and shake their musical instruments at the same time.  
Your child may wish to walk/march/jump/clap as well as singing and shaking the musical instrument.



**Rhyming activity**

If you are encouraging your child to tidy up their activity, you may wish to use this rhyming activity.  
'If your name sounds like jelly can you put the musical instrument away'.

**Expressive Art and Design –**  
Introduce the Nursery rhyme of the week using the image below called 'The wheels on the bus'.



**Expressive Art and Design –**  
Practice singing the Nursery rhyme of the week using the image below called 'The wheels on the bus'.



**Expressive Art and Design –**  
Practice singing the Nursery rhyme of the week using the image below called 'The wheels on the bus'.



**Expressive Art and Design –**  
Practice singing the Nursery rhyme of the week using the image below called 'The wheels on the bus'.



**Expressive Art and Design –**  
Practice singing the Nursery rhyme of the week using the image below called 'The wheels on the bus'.

