









F2 Weekly Planning

w/c 18.01.21 - Gospel Value – Patience



Monday	Tuesday	Wednesday	Thursday	Friday
<p align="center">Explore</p> <p align="center">What does patience mean to you?</p>	<p align="center">Gather</p> <p align="center">Watch the John Lewis advert The Long Wait.</p>	<p align="center">Listen</p> <p align="center">“But if we hope for what we do not see, we wait for it with patience”</p> <p align="center">Romans 8:25</p>	<p align="center">Respond</p> <p align="center">We have all experienced waiting in our lives. At home talk about a time you have shown patience.</p>	<p align="center">Go Forth</p> <p align="center">Write a list of the ways you can show patience during the current lockdown.</p>
<p align="center">Literacy/UW-</p> <p>Explain that today is Winnie the Pooh Day! Watch the video clip from the movie Christopher Robin.</p>  <p>Together look through the PowerPoint to learn about the history of Winnie the Pooh.</p> 	<p align="center">Literacy-</p> <p>Input: Use the image below of characters from the classic tales of Winnie the Pooh by A.A Milne.</p>  <p>Activity:</p> <p>What does Winnie the Pooh like to eat? Do all bears like to eat honey I wonder?</p> <p>What do you already know about bears?</p>	<p align="center">Literacy-</p> <p>Write an adventure story starring your own favourite stuffed animal.</p>  <p>Can you draw a picture of your own favourite stuffed animal and with the help of your parent or sibling can you write an adventure story starring yourself and your animal.</p>	<p align="center">Literacy-</p> <p align="center">Teddy Bears Picnic!</p>  <p>Activity:</p> <p>Write invitations to your teddy bears inviting them to come to your teddy bears picnic.</p>	<p align="center">Literacy-</p> <p>Make a list of what you could eat at your teddy bears picnic</p> <p align="center">e.g.</p> <p align="center">Honey Bananas Raisins Sandwiches</p> 

Make a list of the facts you already know and with the help of an adult write them down.

Together watch the PowerPoint all about bears. Can you add more facts to your fact file?



New Sounds: b, f, l

Teddy Bear Words Blue Set: was, you, they, on, she

Phonics

Recap on previous sounds:
s/a/t/p/i/n/m/d/g/o/c/k/ck/e/u/h/r

Introduce new sound: b

Phonics

Teddy Bear Words

Blue Set

was

you

they

on

she

Phonics

Recap on previous sounds:
Introduce new sound: f

Phonics

Teddy Bear Words-Blue Set

Can you write a sentence using one or more orange Teddy Bear words?


Phonics

Recap on previous sounds:
s/a/t/p/i/n/m/d/g/o/c/k/ck/e/u/h/b/f

Introduce new sound: l

Mathematical Development- Counting with honey pots.

Stick numbers onto empty jam jar pots or containers. Can your child find the correct number of items to place into the corresponding jam jar? Can you add 2 jam jars together and write the number sentence to show your work?



Mathematical Development- Counting on one more

Watch the clip below then have a go at counting on one more around your home.



Mathematical Development- Size ordering

Who is the tallest & smallest in your house? Measure and take a picture.





Mathematical Development- Teddy Bear Addition & Subtraction

Using the soft toys in your house. Ask your child to add or take away from the different amount e.g. We have 5 teddies and 1 goes away to get some honey-how many teddies are left?

5-1=4

Mathematical Development-

Practice writing numbers 1-20. Parent to write numbers, leaving out even numbers. Can you complete the number line including the missing numbers?

<p style="text-align: center;">Reading</p> <p>Activity: Read a story at home or use this link: https://www.oxfordowl.co.uk/for-school/oxford-owl-ebook-collection</p>	<p style="text-align: center;">Reading</p> <p>Activity: Read a story at home or use this link: https://www.oxfordowl.co.uk/for-school/oxford-owl-ebook-collection</p>	<p style="text-align: center;">Reading</p> <p>Activity: Read a story at home or use this link: https://www.oxfordowl.co.uk/for-school/oxford-owl-ebook-collection</p>	<p style="text-align: center;">Reading</p> <p>Children to read a story - any of their choice (Preferably one they haven't read before) with a sibling or grown up. As they read the story ask them: What do you think will happen next? How does this character feel?</p> <p>When the story has finished ask questions about the key events that happened in the story! Ask them what they liked and what they didn't like, and if it ended how they thought it would?</p>	<p style="text-align: center;">Reading</p> <p>Activity: Read a story at home or use this link: https://www.oxfordowl.co.uk/for-school/oxford-owl-ebook-collection</p>
<p style="text-align: center;">EAD-</p>  <p>Can you make a den at home? Pretend it is your own Winnie the Pooh home from One Thousand Acre Wood. You could read stories in your den using a torch. You can take a picture to show us in school!</p>	<p style="text-align: center;">RE- REVEAL-</p> <p>The Presentation story.</p> <p>Look at the picture from <i>God's Story</i> 1 pages 28-29, <i>Mary and Joseph take Jesus to the Temple</i>. Share the story.</p>  <p><i>Mary and Joseph took baby Jesus to the Temple in Jerusalem. They wanted to present him to God and thank God for giving them their lovely boy.</i></p> <p><i>Whilst they were there they met two people, Simeon and Anna. They went to the Temple every day to pray. Simeon took Jesus in his arms and gave thanks to God. He said a prayer over Jesus and blessed Mary and</i></p>	<p style="text-align: center;">Spanish with Ms Susana</p> 	<p style="text-align: center;">PE</p> <p><u>Explore movement using Yoga</u></p> <p>Join in with Cosmic kid's yoga Bear Yoga!</p> 	<p style="text-align: center;">CLL/PSED- Children's Interests</p> <p>End of the week Zoom. Come together as a class to talk about your week. Let's explore your interests for next week!</p>

Joseph. He said Jesus was like a light to help people. Anna was delighted to see Jesus and gave thanks to God for him.

Afterwards Mary and Joseph took Jesus home to Nazareth.

Who do you see in the picture?

- Q** Why did Mary and Joseph take Jesus to the Temple?
- Q** Who were the people that they met?
- Q** Why did Simeon and Anna go to the Temple?
- Q** What did Simeon do?
- Q** Why do you think Simeon and Anna were so pleased to meet Jesus?
- Q** What did Mary and Joseph do after they left the Temple?