





Foundation 2 Home Learning

w/c 14.12.20 - Gospel Value – Advent ~ Joy & Peace



Monday	Tuesday	Wednesday	Thursday	Friday
<p>RE – Explore</p> <p>In the four weeks leading up to Christmas, we prepare for the arrival of Jesus. We think of others and try to spread a little joy.</p>	<p>RE – Gather</p> <p>Watch the video about spreading joy and happiness.</p>	<p>RE – Listen (Scripture)</p> <p>Luke 2:10</p> <p>“I bring good news of great joy to all people”.</p>	<p>RE – Respond</p> <p>On the third week of Advent we light the pink candle, representing joy. Why did the girls heart grow larger in the video?</p>	
<p>Literacy-Reading</p> <p>Listen to The Donkey's Christmas Song together</p> 	<p>Literacy-Writing</p> <p>Draw speech bubbles and work together with your child to write what the different animas said in the story The Donkey's Christmas Song.</p>	<p>Literacy-Labeling</p> <p>Draw a picture of what animals live on a farm. Can you label the animals?</p>	<p>Literacy-Speaking</p> <p>Play a detective game to describe the different characteristics of the animals from the story The Donkey's Christmas Song.</p>	
<p>Mathematical Development-Number</p>  <p>On a piece of paper or card draw some crackers. Write number bonds to 10 on each cracker. Cut the cracker down the middle. Work with your child to find the correct piece half to match the number to make the amount to 10 e.g. 8+2=10</p>	<p>Mathematical Development-Number</p> <p>CHRISTMAS TREE Counting Activity</p>  <p>Using green card, cut large triangles. Write the numbers 1-10 on wooden clothes pegs. Ask your child to attach a peg to a piece of card and add craft resources e.g. pom-poms, small circles, stickers, stars etc. to show the corresponding amount.</p>	<p>Mathematical Development-Number</p>  <p>Draw light bulb shapes on the cardstock/craft foam. Cut it out and mark it with numbers 1 to 10. Roll a dice to determine the first number to add to your Christmas Counting line! Clip your first light bulb on to the string. What comes next? Count on!</p>	<p>Mathematical Development-Sequencing</p> <p>The Donkey's Christmas Song. Can you order the animals in the correct sequence that they came to visit Baby Jesus? Encourage your child to use ordinal numbers 1st, 2nd, 3rd etc.</p>	


EAD



Work together to make your own handprint Christmas Wreath. Use paint to make green handprints or draw around your hands and cut out then colour in green. Place the handprints in a circle wreath shape. Add red ribbon and pom-poms.

RE –

Ask your child to retell the Christmas Story to you. The children have done an amazing job at acting out their parts for the Nativity play in school. This will be a great opportunity for your child to show you all that they have learnt.



PE-Movement and Dance

Just Dance 2020: Jingle Bells by Santa Clones



EAD-Christmas Cards

With your child, make your own Christmas cards to give to your neighbours or family members.

