








F1 Home Learning

w/b 30.11.20 - Gospel Value – Advent - Hope



Monday	Tuesday	Wednesday	Thursday	Friday
<p>RE – Good Morning Prayer 'Good Morning Lord, we praise your holy name and thank you for giving us this lovely new day.'</p>	<p>RE – Good Morning Prayer 'Good Morning Lord, we praise your holy name and thank you for giving us this lovely new day.'</p>	<p>RE – Good Morning Prayer 'Good Morning Lord, we praise your holy name and thank you for giving us this lovely new day.'</p>	<p>RE – Good Morning Prayer 'Good Morning Lord, we praise your holy name and thank you for giving us this lovely new day.'</p>	<p>RE – Good Morning Prayer 'Good Morning Lord, we praise your holy name and thank you for giving us this lovely new day.'</p>
<p>Literacy/Communication & Language/Mathematics – Listen to the story called, 'Brown Bear, Brown Bear, what do you see?'</p>  <p>Encourage your child to retell the story by recalling the different animals</p> <p>You can then ask your child how many characters they can see in the story.</p> <p>They may wish to use their fingers to count. You could even encourage them to represent the amount by showing it on their fingers, clapping the amount of times, hopping, jumping, e.t.c..</p>	<p>RE/UOW/EAD Display the picture from <i>God's Story</i> 1 page 12 on the Come and See website. Ask the children what is happening and why they are decorating the room. Explain to the children that the day a baby is born is called its 'BIRTHDAY' – the day of its birth.</p>  <p>You may wish to play party games with your child such as musical bumps, pass the parcel, hokey-cokey, e.t.c.</p> <p>Continuous provision idea Ask your child to choose a special toy that they like to play with such as a teddy bear. Encourage them to pretend that it is their teddy's</p>	<p>Physical Development Click on the video for called 'Cosmic Kids Bear yoga.' Encourage your child to listen and follow the different actions on the video.</p> 	<p>Basic Skills – Physical Development Provide your child with a piece of paper and a pencil/felt tip/crayon. You may wish to show them pictures of what a bear looks like.</p> <p>Encourage them to draw a bear themselves and colour it in. If your child has child friendly scissors, you may wish to give them the opportunity to cut out the bear that they have coloured in, trying their best to go around the outline of the bear.</p> <p>You may wish to use the version provided that you can print off.</p>  <p>twinkl.com</p>	<p>PSED Teddy Bear's picnic Ask your child do look around for their favourite teddy bear. Tell them that today they will be having their own Teddy Bear's picnic. You may wish for all of your household to join in with this. The person who is leading this can go around each person in the house and give them a small snack such as a biscuit, e.t.c. Encourage your child to wait their turn and when they are asked if they would like something, say 'please' and 'thank you' if they receive something.</p> 

Activities highlighted in green. Photograph can be taken and submitted to teacher.

If your child has 10 teddys/objects encourage them to sing the song 'There were 10 in the bed and the little one said, roll over, roll over, so they all rolled over and one fell off.'
Encourage your child to take one teddy away and then count out how many are left. Keep singing this song until you reach 0. Encourage your child to also represent the amount left by using their fingers.



birthday by singing the 'happy birthday' song, make their own birthday card using pencils and paper and having some party food.

Introduce advent –

Show your child a picture of a wreath, introducing 'advent.' You could ask your child to draw their very own first candle of 'hope' for the wreath or you may wish to draw this for your child and encourage them to decorate it themselves using colourful pencils, crayons, craft bits, e.t.c.


If your child loves to paint, you may wish to put some green paint onto a tray and provide them with some light coloured paper. Encourage them to use their hand prints to make their own wreath.



Continuous provision idea

If your child has any teddy bear books at home, you may wish to encourage them to read them independently.

Focus on observing how your child holds their book, turns the pages, looks at the pictures, e.t.c.



Continuous provision idea

Your child may like to sit their teddy bears in a circle and pretend that they are having their own tea party.



Expressive Art and Design – Sing Nursery rhyme of the week and other nursery rhymes that your child may know.
 If they have toy musical instruments at home, it may be worth encouraging them to sing and shake their musical instruments at the same time.



Rhyming activity

If you are encouraging your child to tidy up their activity, you may wish to use this rhyming activity.
 'If your name sounds like jelly can you put the musical instrument away.'

Story time
 Ask your child to choose a story of their choice. Read it to them and encourage them to talk about what they can see on the pictures.



Spanish



Show your child the [video](#) , introducing the names of the different animals in Spanish. Encourage them to repeat the words and join in.

Rhyming activity

If you are encouraging your child to tidy up their activity, you may wish to use this rhyming activity.
 'If your name sounds like jelly can you put the musical instrument away.'

Story time
 Ask your child to choose a story of their choice. Read it to them and encourage them to talk about what they can see on the pictures.



Expressive Art and Design – Sing Nursery rhyme of the week and other nursery rhymes that your child may know.
 If they have toy musical instruments at home, it may be worth encouraging them to sing and shake their musical instruments at the same time.



Rhyming activity

If you are encouraging your child to tidy up their activity, you may wish to use this rhyming activity.
 'If your name sounds like jelly can you put the musical instrument away.'

Expressive Art and Design – Introduce the Nursery rhyme of the week using the image below called '10 in the bed.'



Expressive Art and Design – Practice singing the Nursery rhyme of the week using the image below called '10 in the bed.'



Expressive Art and Design – Practice singing the Nursery rhyme of the week using the image below called '10 in the bed.'



Expressive Art and Design – Practice singing the Nursery rhyme of the week using the image below called '10 in the bed.'



Expressive Art and Design – Practice singing the Nursery rhyme of the week using the image below called '10 in the bed.'

