



2YO Home Learning

W/b 12.10.20 - Gospel Value – Kindness



Monday	Tuesday	Wednesday	Thursday	Friday
RE–Morning/Afternoon Prayer 'Good morning Lord, we praise your holy name and thank you for giving us this lovely new day'.	RE– Morning/Afternoon Prayer 'Good morning Lord, we praise your holy name and thank you for giving us this lovely new day'.	RE–Morning/Afternoon Prayer 'Good morning Lord, we praise your holy name and thank you for giving us this lovely new day'.	RE– Morning/Afternoon Prayer 'Good morning Lord, we praise your holy name and thank you for giving us this lovely new day'.	RE– Morning/Afternoon Prayer 'Good morning Lord, we praise your holy name and thank you for giving us this lovely new day'.


Expressive Art and Design - Introduce the Nursery rhyme of the week called [Twinkle twinkle little star](#)



Communication and language –

- Listen to the story

[We're going on a leaf hunt](#)




Understanding the world -

Watch the clip and talk about the leaves falling from the trees. When you go on a walk see if you can find leaves and count them. Take them home and don't throw them away as we have a fun activity to do on Wednesday.



PE/Physical Development

– Click on the following link [Cosmic kids voga](#) Join in a fun yoga session with your child and remember to have lots of fun.




Personal, social and emotional development-

Read/listen to the story [Commotion in the ocean](#). At the end, ask, 'What did you see?' For younger children describe what you did see.

Literacy & Physical Development

Pencil control – draw a faint picture of a sea creature and encourage your child to draw over the lines. Make it as easy or hard as you child can manage.






Mathematical Development-

Where is?

Enlarge the following picture or you can use an online picture or even better a picture from a book and ask your child, 'Where is the orange fish?' 'How many fish?'

See if they can count how many.



Monday	Tuesday	Wednesday	Thursday	Friday
<p>Environmental sounds – Whilst walking back from your leaf hunt, or another time you are outside, listen to the sounds as you go. Encourage your child to tune into sounds by saying ‘Listen, I can hear something!’ Tell them what you can hear for younger children and then see if they can then hear it.</p> 	<p>Mixing paints – In a zip-lock bag, add two colours of paint together. See if your child can guess what’s going to happen to the paint. Allow them to play with the bag, squishing and squashing it. Talk about or describe what happened to the paints.</p> 	<p>Leaf rub – using the leaves that you collected on Monday, plus some paper and crayons. Encourage your child to place a leaf of their choosing under the paper and then, use a crayon to rub sideways with the crayon over the top of the paper. Have a go of this with them, so that they can see what needs to be done.</p> 	<p>Small world play – using whatever favourite small figures your child has, place them together into a tray with other items you can find. Try to add different textures if you can. Mix it all together and allow your child to play freely for a while, discovering all the textures and items within the tray. After a while begin to describe the textures to your child e.g. smooth, soft, hard, spikey etc... Can the organise the items e.g. Big/small or can they put all of the same items together?</p>	<p>Playdough – using playdough, encourage your child to roll, push and pull the playdough. This is really good for exercising their little fingers. You can also give them some items that they can add to the playdough to decorate e.g. gems, shells, small toys etc...</p> 