






F1 Home Learning










w/b 22.02.21 - Gospel Value – Integrity



Monday	Tuesday	Wednesday	Thursday	Friday
<p>RE – Good Morning/ Afternoon Prayer 'Good Morning Lord, we praise your holy name and thank you for giving us this lovely new day.'</p>	<p>RE – Good Morning/ Afternoon Prayer 'Good Morning Lord, we praise your holy name and thank you for giving us this lovely new day.'</p>	<p>RE – Good Morning/ Afternoon Prayer 'Good Morning Lord, we praise your holy name and thank you for giving us this lovely new day.'</p>	<p>RE – Good Morning/ Afternoon Prayer 'Good Morning Lord, we praise your holy name and thank you for giving us this lovely new day.'</p>	<p>RE – Good Morning/ Afternoon Prayer 'Good Morning Lord, we praise your holy name and thank you for giving us this lovely new day.'</p>
<p>Literacy/Communication & Language</p> <p>Listen to the story called 'The Tiger Who Came to Tea.'</p>  <p>Encourage your child to talk about who was in the story and what happened. They may wish to use the cards that are provided to support in retelling the story.</p>	<p>Mathematics</p> <p>Explain to your child that on Friday you will be having a tea party. (This can be pretend) Show your child the shopping list template provided or you may wish to design a shopping list pad yourself. Ask your child to think about what they would need for a tea party and for how many people that they live with. If they say '4 plates' then encourage them to draw and count out 4 plates on the piece of paper. Once they do this, you may wish to encourage them to write the number next to the pictures.</p> 	<p>RE Reveal 2</p> <p>Show your child the picture from God's Story 1, pages 24-25. Talk to your child about how people gather together to hear God's word and know that they are loved.</p> <p>When your child is looking at the picture, ask them the following questions:</p> <ul style="list-style-type: none"> • What do you see in the picture? • What is happening? <p>Talk to your child about how you gather together. This would be by sitting down and saying the 'Good morning/afternoon' prayer attached.</p> <p>Show your child the picture of Jesus. Encourage them to draw a picture of themselves. This is to represent 'welcome' and 'love'.</p>	<p>Basic Skills</p> <p>Ask your child 'How do we invite someone to join a tea party?' Support them in saying 'We would need to make an invitation.' Talk to your child about the types of things that they would need on an invitation such as:</p> <ul style="list-style-type: none"> • The persons name who is receiving the invite. • A time that the tea party will start. (Encourage your child to form a number and tell you what it is) • Where it is taking place? Which you would write 'our home'. • Encourage your child to write their name at the bottom and draw a picture of themselves. <p>Encourage your child to design their own invitation.</p>	<p>PSED</p> <p>Tell your child 'Today is the day that you are going to be having your tea party.' This could simply be having a piece of fruit/biscuit and a drink. If your child has play food, they could use this instead.</p> <p>You may wish to encourage other household members so that your child can learn how to take turns and wait patiently until it is their turn to receive some snack, encouraging them to say 'Thank you' and 'please'.</p> 

Activities highlighted in **green**. Photograph can be taken and submitted to teacher.

<p>Continuous provision idea</p> <p>You may wish to use the masks provided OR you may wish to draw your own. This is just by cutting a large circle and encouraging your child to do a stripey orange and black pattern.</p> 	<p>Physical Development</p> <p>Find a space in an outdoor area such as the garden, yard or park. Tell your child that they are going to be playing 'catch.' If possible use a big ball. Encourage your child to throw the ball in the direction of the person who's name they call. When your child receives the ball, the aim is for them to catch it.</p> 	<p>Continuous provision idea/Understanding of the world</p> <p>Encourage your child to look into a mirror. Ask them to explain to you what they can see when they look into the mirror. You may wish to model this and say 'I can see green eyes, nose,' e.t.c. Provide your child with a piece of paper and pencil/pen/crayon/felt tip. Encourage them to draw their self-portrait. Encourage your child to say what is different about the way that they look and the way that you look. An example of this would be 'I have red hair and you have brown hair.' Ask your child what is similar for example 'I am wearing a red top and you are wearing a red top.'</p>	<p>Continuous provision idea</p> <p>If your child has their own role play kitchen, you may wish to encourage them to make their own tea party with your household members or even teddies that they have OR if you have plastic plates and cups, you may wish to give them to your child for them to make up their own tea party.</p> 	<p>Continuous provision idea</p> <p>Ask your child the following question 'What new skill have you learnt whilst attending nursery?' Provide your child with a piece of paper, pencil/crayon/felt tip and encourage them to draw something relating to the activity and explain what the activity is.</p>
<p>Continuous provision idea</p> <p>If you have paints at home, you may wish to encourage your child to paint their own tiger. Encourage them to think about the colours that they would use. You could talk to your child about what 2 colours you would need to make orange which is red and yellow and encourage them to mix them together.</p>				

<p>All about Lent</p>  <p>Read through the power point with your child talk and talk about the importance of Lent.</p> <p>Rhyming activity If you are encouraging your child to tidy up their activity, you may wish to use this rhyming activity. 'If your name sounds like jelly can you put the musical instrument away.'</p>	<p>Story time Listen to the story called 'Mog the forgetful cat.'</p>  <p>Alliteration activity If you are encouraging your child to tidy up their activity, you may wish to use this alliteration activity. An example of this is 'If your name is Jumping Joe can you put your musical instrument away.'</p>	<p>Spanish</p>  <p>Show your child the video of the animals in Spanish. Encourage them to listen carefully to the way that the person is pronouncing the words and ask them to repeat these to you in Spanish.</p> <p>Rhyming activity If you are encouraging your child to tidy up their activity, you may wish to use this rhyming activity. 'If your name sounds like jelly can you put the musical instrument away.'</p>	<p>Story time Listen to the story called 'Giraffes can't dance.'</p>  <p>Alliteration activity If you are encouraging your child to tidy up their activity, you may wish to use this alliteration activity. An example of this is 'If your name is Jumping Joe can you put your musical instrument away.'</p>	<p>Expressive Art and Design Sing Nursery rhyme of the week and other nursery rhymes that your child may know. If they have toy musical instruments at home, it may be worth encouraging them to sing and shake their musical instruments at the same time. Your child may wish to walk/march/jump/clap as well as singing and shaking the musical instrument.</p>  <p>Rhyming activity If you are encouraging your child to tidy up their activity, you may wish to use this rhyming activity. 'If your name sounds like jelly can you put the musical instrument away.'</p>
<p>Expressive Art and Design – Introduce the Nursery rhyme of the week using the image below called 'Pussy Cat, Pussy Cat.'</p> 	<p>Expressive Art and Design – Practice singing the Nursery rhyme of the week using the image below called 'Pussy Cat, Pussy Cat.'</p> 	<p>Expressive Art and Design – Practice singing the Nursery rhyme of the week using the image below called 'Pussy Cat, Pussy Cat.'</p> 	<p>Expressive Art and Design – Practice singing the Nursery rhyme of the week using the image below called 'Pussy Cat, Pussy Cat.'</p> 	<p>Expressive Art and Design – Practice singing the Nursery rhyme of the week using the image below called 'Pussy Cat, Pussy Cat.'</p> 