







# F1 Home Learning

w/b 08.02.21 - Gospel Value – Loyalty

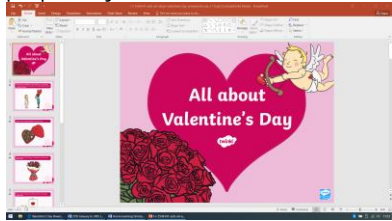


Monday	Tuesday	Wednesday	Thursday	Friday
RE – Good Morning/ Afternoon Prayer 'Good Morning Lord, we praise your holy name and thank you for giving us this lovely new day.'	RE – Good Morning/ Afternoon Prayer 'Good Morning Lord, we praise your holy name and thank you for giving us this lovely new day.'	RE – Good Morning/ Afternoon Prayer 'Good Morning Lord, we praise your holy name and thank you for giving us this lovely new day.'	RE – Good Morning/ Afternoon Prayer 'Good Morning Lord, we praise your holy name and thank you for giving us this lovely new day.'	RE – Good Morning/ Afternoon Prayer 'Good Morning Lord, we praise your holy name and thank you for giving us this lovely new day.'
<b>Literacy/Communication &amp; Language</b>  Listen to the story called 'Dragons in the city'.  Ask your child to recall the story. Encourage them to tell you how this family celebrated this.	<b>Mathematics</b>  Encourage your child to listen to the <a href="#">animal race story</a> . Tell them to think about what position each animal came in. An example of this would be 'The ... came 1 <sup>st</sup> , 2 <sup>nd</sup> , 3 <sup>rd</sup> , e.t.c'.  You may wish to provide your child with some paper and pencils. Encourage them to draw the number of what position the animal came and draw the animal underneath the number.	<b>RE</b> <b>Reveal 1</b>  Show your child the picture from God's story, pages 6 and 7. Tell your child to look at the picture. Ask them the following questions when they have had a look at the picture: <ul style="list-style-type: none"> <li>• What can you see in the picture?</li> <li>• Where are the people going?</li> <li>• What are the people standing at the door?</li> </ul> <b>Activity to follow</b> Role play with your child in the house you and your family pretending that they are going to mass.	<b>Basic Skills</b>  You may wish to use the 'Chinese new year' cutting sheets or you may wish to draw dragons/ animals in the race/ family members and if your child has 'child friendly' scissors, encourage them to cut out the pictures.  Focus on how your child holds their scissors using their thumb and finger. You may need to model this first before your child takes part in this activity.  	<b>PSED</b>  Pretend to your child that they are going to be one of the animals in the race. You may wish to pretend to be one of the animals in the race too and maybe if your child has any siblings, they may wish to pretend to be an animal too. You may wish to provide your child with outside space in a safe way such as a garden, yard, e.t.c. Tell them that you are all going to be having a race. Encourage your child to show confidence in this.  

Activities highlighted in green. Photograph can be taken and submitted to teacher.

### Continuous provision idea

Show your child the powerpoint for Valentines Day. Explain to them that this is a day when we show how much we love and appreciate things that people do for us.



### Continuous provision idea

You may wish to encourage your child to make their very own Valentines Day card. Encourage them to think about who family member in their household they are giving this card to. You could do this by giving them some paper/card, pencils/crayons, glue/selotape and tell them to design their card their own way.



### Physical Development

Provide your child with a table cloth/tea towel or a large piece of material. If your child has a dragon teddy then use this OR use a teddy bear and place it in the middle of the cloth. Encourage ALL household members to hold onto the end of the material with the teddy in the middle. Tell your child that they are going to be doing a dragon dance. You would explain to your child that they are going to make the 'dragon' dance even if it is not a dragon. A family member would say 'Make the dragon dance fast, high, slow, low', e.t.c.



### Continuous provision idea

Provide your child with a piece of paper and pens/pencils/crayons. If at home you have a mirror, encourage them to look at themselves in it and then draw a self-portrait.

### PSHE activity

Following on from PE lesson yesterday, explain to your child that they are keeping fit by exercising. Explain that as well as keeping fit, we have to look after ourselves by eating and drinking healthy food and drinks. Provide your child with the healthy robot and the unhealthy robot. You may wish to draw them. Encourage your child to look at the pictures of food provided and tell you or place the food onto the correct robot whether it is healthy or unhealthy. Draw a large circle on a piece of paper and encourage your child to draw a healthy food plate.



### Continuous provision idea

You may wish to make a lucky envelope with your child. Provide your child with paper and encourage them to colour this in red. Once they have made their lucky envelope, they may wish to draw a picture inside or put in a coin to represent 'Good luck'.



### Continuous provision idea

You may wish to research different types of Chinese food with your child. They may find that they have already tasted some of this.

### Continuous provision idea

You may wish to make a Chinese paper dragon with your child. Cut up some strips of paper and encourage your child to colour these strips in red. Once they have done this encourage them to help you to fold and stick each strip together into a round shape so that it looks like a paper chain. You may wish to cut out a piece of paper for your child into a circle shape and encourage them to design their own dragon face.



<p><b>Expressive Art and Design</b></p> <p>Sit with your child and watch the <a href="#">video</a> on CBEEBIES about how 2 children celebrate Chinese New Year in their family.</p>  <p><b>Rhyming activity</b></p> <p>If you are encouraging your child to tidy up their activity, you may wish to use this rhyming activity. 'If your name sounds like jelly can you put the musical instrument away'.</p>	<p><b>Story time</b></p> <p>Sit with your child and listen to the story called '<a href="#">Guess how much I love you</a>'.</p>  <p><b>Alliteration activity</b></p> <p>If you are encouraging your child to tidy up their activity, you may wish to use this alliteration activity. An example of this is 'If your name is Jumping Joe can you put your musical instrument away'.</p>	<p><b>Spanish</b></p>  <p>Show your child the video of the animals in Spanish. Encourage them to listen carefully to the way that the person is pronouncing the words and ask them to repeat these to you in Spanish.</p> <p><b>Rhyming activity</b></p> <p>If you are encouraging your child to tidy up their activity, you may wish to use this rhyming activity. 'If your name sounds like jelly can you put the musical instrument away'.</p>	<p><b>Story time</b></p> <p>Ask your child to choose a story of their choice. Read it to them and encourage them to talk about what they can see in the pictures.</p> <p><b>Alliteration activity</b></p> <p>If you are encouraging your child to tidy up their activity, you may wish to use this alliteration activity. An example of this is 'If your name is Jumping Joe can you put your musical instrument away'.</p>	<p><b>Expressive Art and Design</b></p> <p>Sing Nursery rhyme of the week and other nursery rhymes that your child may know. If they have toy musical instruments at home, it may be worth encouraging them to sing and shake their musical instruments at the same time. Your child may wish to walk/march/jump/clap as well as singing and shaking the musical instrument.</p>  <p><b>Rhyming activity</b></p> <p>If you are encouraging your child to tidy up their activity, you may wish to use this rhyming activity. 'If your name sounds like jelly can you put the musical instrument away'.</p>
<p><b>Expressive Art and Design –</b> Introduce the Nursery rhyme of the week using the image below called 'Horsy Horsy.'</p> 	<p><b>Expressive Art and Design –</b> Practice singing the Nursery rhyme of the week using the image below called 'Horsy Horsy.'</p> 	<p><b>Expressive Art and Design –</b> Practice singing the Nursery rhyme of the week using the image below called 'Horsy Horsy.'</p> 	<p><b>Expressive Art and Design –</b> Practice singing the Nursery rhyme of the week using the image below called 'Horsy Horsy.'</p> 	<p><b>Expressive Art and Design –</b> Practice singing the Nursery rhyme of the week using the image below called 'Horsy Horsy.'</p> 