






F1 Home Learning

w/b 01.03.21 - Gospel Value – Trust and Justice



| Monday | Tuesday | Wednesday | Thursday |
|--|--|---|--|
| <p>RE – Good Morning/ Afternoon Prayer 'Good Morning Lord, we praise your holy name and thank you for giving us this lovely new day.'</p> | <p>RE – Good Morning/ Afternoon Prayer 'Good Morning Lord, we praise your holy name and thank you for giving us this lovely new day.'</p> | <p>RE – Good Morning/ Afternoon Prayer 'Good Morning Lord, we praise your holy name and thank you for giving us this lovely new day.'</p> | <p>RE – Good Morning/ Afternoon Prayer 'Good Morning Lord, we praise your holy name and thank you for giving us this lovely new day.'</p> |
| <p>Literacy/Communication & Language</p> <p>Listen to the story called 'Goldilocks and the three bears.'</p>  <p>Encourage your child to talk about the different characters in the story. You may wish to ask them questions about how the bears porridge felt, chairs felt and beds felt. See if your child can imitate the voices of the different characters.</p> | <p>Mathematics</p> <p>Show your child the pictures provided of the bowls, chairs, beds and bears and sing the attached song to your child. You may wish to sing it first and then ask them to sing this with you. Encourage them with their counting of '1,2,3' emphasising the pointing to the objects as you say them.</p>  | <p>RE Respond</p> <p>Show your child the picture of people gathering in church. Explain to them to think about something that they wonder about such as gathering as a church/parish family.</p> <p>Talk to your child about when you gather together in church, you are listening to God's word.</p> <p>Give your child a piece of paper with the word 'Welcome' on and talk as a family about how we gather to celebrate God's love at mass.</p> | <p>World Book Day</p> <p>Listen to the story read called 'The Magic Porridge Pot.'</p>  <p>Encourage your child to join in with the chants in the story. 'Stop stop little pot, no more porridge that's the lot.'</p> |

Activities highlighted in green. Photograph can be taken and submitted to teacher.

Continuous provision idea

You may wish to use the sequencing pictures to support your child in sequencing the story of Goldilocks and the three bears.



Continuous provision idea

You may wish to provide your child with the opportunity to paint one of the characters from the story.

Physical Development

You may wish to provide your child with a teddy bear head band or you may wish to make your own by simply cutting a strip of paper, measuring your child's head and sticking the edges together. Draw 2 round circles and cut and stick them onto the side of the head band to represent teddy bear ears.

Show the different pictures of the characters and ask the children how they can move in different ways like the characters.

Ask them questions such as:

- What would Daddy Bear move like?
- What would Mummy Bear move like?
- How would Baby Bear move?

Continuous provision idea

You may wish to provide your child with the different pictures from the story provided. Encourage your child to cut out the pictures and place them in order of size from smallest to largest.


Continuous provision idea/Understanding of the world/ PSED

You may wish to give your child some porridge oats. Pour them into a bowl and add some water. Encourage your child to place their hands in the porridge, see if they can describe to you what it feels like.

Pour some water into some porridge oats, see if your child can talk about what has happened to the oats when water has been added.

Continuous provision idea

Ask if your child if they have a favourite teddy bear. Encourage them to draw their own. They may wish to use the template provided or design their own.










Craft idea

You may wish to provide your child with a wooden spoon or a plastic spoon and encourage them to make a character from the story 'Goldilocks and the three bears.'

This could simply be by using felt tip pens and encouraging your child to make the faces. They can decide if they would like to make Mummy Bear, Daddy Bear, Baby Bear or Goldilocks.

You could if you wish use craft bits to make hair, eyes, mouth, e.t.c..



| | | | |
|--|--|---|--|
| <p align="center">Expressive Art and Design</p> <p>Introduce the nursery rhyme of the week and encourage your child to join in with this. Once your child has learnt the lyrics to the nursery rhyme, encourage them to move in time to the song</p> <p align="center">Rhyming activity</p> <p>If you are encouraging your child to tidy up their activity, you may wish to use this rhyming activity. 'If your name sounds like jelly can you put the musical instrument away.'</p> | <p align="center">Expressive arts & Design</p> <p>Sing Nursery rhyme of the week and other nursery rhymes that your child may know. If they have toy musical instruments at home, it may be worth encouraging them to sing and shake their musical instruments at the same time. Your child may wish to walk/march/jump/clap as well as singing and shaking the musical instrument.</p>  <p align="center">Alliteration activity</p> <p>If you are encouraging your child to tidy up their activity, you may wish to use this rhyming activity. 'If your name sounds like jelly can you put the musical instrument away.'</p> | <p align="center">Spanish</p>  <p>Show your child the video of parts of the face in Spanish. Encourage them to listen carefully to the way that the person is pronouncing the words and ask them to repeat these to you in Spanish.</p> <p align="center">Rhyming activity</p> <p>If you are encouraging your child to tidy up their activity, you may wish to use this rhyming activity. 'If your name sounds like jelly can you put the musical instrument away.'</p> | <p align="center">Magic porridge pot activity</p> <p>Pretend to your child that the letter attached has been delivered to your house. Show your child the different people from the story. Place some bowls in front of your child. Read the different statements from each person. You could use porridge or any cereal to place into a bowl and ask your child to place the correct quantity to match the person. You could also use pretend food.</p>  <p align="center">Alliteration activity</p> <p>If you are encouraging your child to tidy up their activity, you may wish to use this alliteration activity. An example of this is 'If your name is Jumping Joe can you put your musical instrument away.'</p> |
| <p>Expressive Art and Design – Introduce the Nursery rhyme of the week using the image below called 'Ladybird, Ladybird.'</p>  | <p>Expressive Art and Design – Practice singing the Nursery rhyme of the week using the image below called 'Ladybird, Ladybird.'</p>  | <p>Expressive Art and Design – Practice singing the Nursery rhyme of the week using the image below called 'Ladybird, Ladybird.'</p>  | <p>Expressive Art and Design – Practice singing the Nursery rhyme of the week using the image below called 'Ladybird, Ladybird.'</p>  |