











F1 Home Learning







w/b 11.01.21 - Gospel Value – Solidarity – Baptism of the Lord

Monday	Tuesday	Wednesday	Thursday	Friday
<p>RE – Good Morning/ Afternoon Prayer 'Good Morning Lord, we praise your holy name and thank you for giving us this lovely new day.'</p>	<p>RE – Good Morning/ Afternoon Prayer 'Good Morning Lord, we praise your holy name and thank you for giving us this lovely new day.'</p>	<p>RE – Good Morning/ Afternoon Prayer 'Good Morning Lord, we praise your holy name and thank you for giving us this lovely new day.'</p>	<p>RE – Good Morning/ Afternoon Prayer 'Good Morning Lord, we praise your holy name and thank you for giving us this lovely new day.'</p>	<p>RE – Good Morning/ Afternoon Prayer 'Good Morning Lord, we praise your holy name and thank you for giving us this lovely new day.'</p>
<p>Literacy/Communication & Language</p> <p>Read the story called 'Jake's First day.' Ask your child to talk about what the story is about. Encourage them to look at the different pictures and talk about what is happening on each page.</p>  <p>Give your child a piece of paper and pencils/ pens and encourage them to draw a map of their own. Ask them to think about what they can draw on their map, such as 'house, shop.'</p>	<p>Mathematics/Physical Development</p> <p>Ask your child to think about the story that they read yesterday called 'Jake's First day.' Provide your child with some paper and pencils. Call out a number from 0-10. You may wish to ask them to draw 5 ships, 6 pirates, e.t.c. Encourage them to then write the number next to their pictures. This can be with pencil, pen, felt tip, e.t.c.</p> <p>If they are able to do that then you may wish to encourage them to give you an amount and the object to go with it. When they say a number, encourage them to represent this number with their fingers by counting out loud.</p> 	<p>RE Reveal one</p> <p>Show your child the picture in Church's story 1, pages 12-13.</p>  <p>You may ask them questions such as 'Who are the people in the pictures?' 'What are they doing?'</p> <p>Say the prayer 'Our Father' with your child.</p> <p>Talk to your child about different events that we celebrate. Discuss the different things that we have in most celebrations such as special food, decorations and special clothes.</p>	<p>Basic Skills</p> <p>Talk to your child about if they were a pirate, what treasure would they like to find. Provide your child with a piece of paper and some pens/pencils/crayons. Encourage them to draw a picture of their special treasure that they would like to find. Focus on your child's pencil control. Model how to hold a pen for your child and support them in doing this. Look at if your child draws detailed pictures, seeing if they can explain what their picture is.</p> 	<p>PSED</p> <p>Show your child a picture of a pirate ship from the story 'Jake's First day' and explain to them that they are going to be working with you and their siblings if they wish to make their very own pirate ship.</p> <p>This supports your child in learning how to take turns with resources and talking to you and people in your household whilst they are making this</p> <p>This can be done using lego, construction blocks, duplo, e.t.c.</p> 

Activities highlighted in green. Photograph can be taken and submitted to teacher.

<p>Continuous provision idea</p> <p>You may wish to put on some pirate themed music on for your child to dance to.</p>	<p>Treasure Hunt</p> <p>Show your child some toys/objects that they love to play with or are familiar with. Hide them around your home or your outside space if you have one. Pretend to your child that they are going on a treasure hunt and they have to find all of the objects that they have been shown.</p> <p>It may be a great idea to draw the objects on a piece of paper and encourage your child to use a pencil to tick off the object that they have found. This is known as a checklist.</p> <p>At the end of the treasure hunt, encourage your child to count the amount of items that they have found.</p> <p>You may want to tell them how to move around their treasure hunt. An example of this would be 'hop until you find the first object, skip until you find the next object, shuffle until you find the next object.'</p>	<p>Continuous provision idea</p> <p>Provide your child with a pencil/pen and a piece of paper. By looking over the picture in Church's Story 1, pages 12-13, encourage your child to draw a picture of members of the parish family i.e. Priest, cleaner, flower arranger</p>	<p>Continuous provision idea</p> <p>If you have some plastic bottles, small pieces of paper, you may wish to encourage your child to mark make a message and then put this inside the bottle.</p> <p>Continuous provision idea</p> <p>You may wish to make a pirate hat with your child. This could involve using paper/card, pens/pencils and your child can decorate this. Once they have designed it, it may just need gluing together.</p>	<p>Continuous provision idea</p> <p>Gloop</p> <p>You may wish to provide your child with a messy play experience. This will encourage them to use lots of language of how textures feel such as 'slimy, gooey, sticky.'</p> <p>This would involve putting corn flour on a tray, pour a small amount of water over the top and encourage your child to put their hands in the gloop. Encourage them to tell you what the gloop feels like.</p>
<p>Expressive Art and Design</p> <p>Sing Nursery rhyme of the week and other nursery rhymes that your child may know.</p> <p>If they have toy musical instruments at home, it may be worth encouraging them to sing and shake their musical instruments at the same time.</p> 	<p>Story time</p> <p>Ask your child to choose a story of their choice. Read it to them and encourage them to talk about what they can see in the pictures.</p> <p>Also if they have some pirate books at home, you may wish to read those with your child.</p>	<p>Spanish</p>  <p>Show your child the video introducing the names of the different colours in Spanish. Encourage them to repeat the words and join in. You may wish to point to something whilst at home and ask your child if they can name the colour in Spanish.</p>	<p>Story time</p> <p>Ask your child to choose a story of their choice. Read it to them and encourage them to talk about what they can see in the pictures.</p> <p>Also if they have some pirate books at home, you may wish to read those with your child.</p>	<p>Expressive Art and Design</p> <p>Sing Nursery rhyme of the week and other nursery rhymes that your child may know.</p> <p>If they have toy musical instruments at home, it may be worth encouraging them to sing and shake their musical instruments at the same time.</p> <p>Your child may wish to walk/march/jump/clap as well as singing and shaking the musical instrument.</p> 

Activities highlighted in **green**. Photograph can be taken and submitted to teacher.

<p>Rhyming activity</p> <p>If you are encouraging your child to tidy up their activity, you may wish to use this rhyming activity. 'If your name sounds like jelly can you put the musical instrument away.'</p>		<p>Rhyming activity</p> <p>If you are encouraging your child to tidy up their activity, you may wish to use this rhyming activity. 'If your name sounds like jelly can you put the musical instrument away.'</p>		<p>Rhyming activity</p> <p>If you are encouraging your child to tidy up their activity, you may wish to use this rhyming activity. 'If your name sounds like jelly can you put the musical instrument away.'</p>
<p>Expressive Art and Design – Introduce the Nursery rhyme of the week using the image below called 'Hey Diddle Diddle.'</p> 	<p>Expressive Art and Design – Practice singing the Nursery rhyme of the week using the image below called 'Hey Diddle Diddle.'</p> 	<p>Expressive Art and Design – Practice singing the Nursery rhyme of the week using the image below called 'Hey Diddle Diddle.'</p> 	<p>Expressive Art and Design – Practice singing the Nursery rhyme of the week using the image below called 'Hey Diddle Diddle.'</p> 	<p>Expressive Art and Design – Practice singing the Nursery rhyme of the week using the image below called 'Hey Diddle Diddle.'</p> 