











F2 Home Learning



w/c 11.01.21 - Gospel Value – Solidarity

Monday	Tuesday	Wednesday	Thursday	Friday
<p align="center">Explore</p> <p align="center">What does solidarity mean to you?</p>	<p align="center">Gather</p> <p align="center">Watch the Amazon advert The Show Must Go On.</p>	<p align="center">Listen</p> <p align="center">“For in one Spirit we were all baptised into one body—Jews or Greeks, slaves or free—and all were made to drink of one Spirit” <i>1 Corinthians 12:13</i></p>	<p align="center">Respond</p> <p align="center">With help from her family and community, the young dancer achieved her dreams. How can you show solidarity to others</p>	<p align="center">Go Forth</p> <p align="center">Write a promise of solidarity to a key worker who needs our support during this time.</p>
<p align="center">Literacy-</p> <p>Input: Read the story <i>‘You can’t take an elephant on the bus’</i> by Patricia Cleveland-Peck.</p>  <p>Discuss different transport! What is transport? What different transport was there in a story? Discuss how different animals may travel and why for example: A mouse in a roller skate wouldn't work. Can you think of anymore?</p> <p>Activity: Can you draw a picture of a different animal using a different vehicle. Write a sentence about what animal it is and what mode of transport they are using. E.g. A snake in a car.</p> <p><i>As a challenge write 'because' and give a reason why they have chosen that animal and that vehicle (Model activity)</i></p>	<p align="center">Literacy-</p> <p>Talk about the different modes of transport used in the book. Ask your child questions like: An elephant can't fit in a bus but what animal could fit in a bus? Why can't an elephant fit in a bus? Children to use language like: big, small, long, fat, thin, short generate a list of different vocabulary.</p> 	<p align="center">Literacy-</p> <p>Can you write a letter to some of the animals? e.g. tips to the pig on the skateboard, a word of warning to the monkeys in the shopping trolley, or suggestions for the tiger or seal on how to behave.</p> 	<p align="center">Literacy-</p> <p>Create our own ticket!</p> <p>Starter:</p> <p>Ask your child- What would they chose if they could travel in anything? And where they would chose to go if they could go anywhere? Show them pictures of different tickets on a 'Google images search' or if you have any at home e.g. plane ticket, train ticket, theme park ticket. Explain to go to different places you need a ticket. Show them the template (online) and model what they need to write.</p> <p>Activity: Children to write their name, where they are coming from, where they would like to go and what they would like to travel in. As a challenge children to write because and their reasons behind their choices.</p>	<p align="center">Literacy-</p> <p>If you enjoyed the book <i>‘You can’t take an elephant on a bus’</i> try this one by the same author.</p> 

New Sounds: u, h, r

Teddy Bear Words **Orange Set**: in, he, I, of, it

<p>Phonics</p> <p>Recap on previous sounds: s/a/t/p/i/n/m/d/g/o/c/k/ck/e</p> <p>Introduce new sound: u</p>	<p>Phonics</p> <p>Teddy Bear Words-  Orange Set</p> <div style="border: 1px solid black; padding: 2px; display: inline-block;"> <p>in</p> <p>he</p> <p>I</p> <p>of</p> <p>it</p> </div>	<p>Phonics</p> <p>Recap on previous sounds: s/a/t/p/i/n/m/d/g/o/c/k/ck/e/u</p> <p>Introduce new sound: h</p>	<p>Phonics</p> <p>Teddy Bear Words-Orange Set</p> <p>Can you write a sentence using one or more orange Teddy Bear words?</p>	<p>Phonics</p> <p>Recap on previous sounds: s/a/t/p/i/n/m/d/g/o/c/k/ck/e/u/h</p> <p>Introduce new sound: r</p>
<p>Mathematical Development- Input:2D Shapes –Watch this video: https://www.youtube.com/watch?v=P8LAEWxXpuk</p> <p>Go through the 2D shapes power point asking about how many sides and corners each shape has.</p> <p>Activity: Explain we are going to make different vehicles using 2D shapes. Model the activity e.g. Make a car using a rectangle for the car body and 2 circles for the wheels. Label the shapes you have used! Here is an example:</p> <div style="text-align: center;">  </div>	<p>Mathematical Development- Input:3D Shapes –Watch this video: https://www.youtube.com/watch?v=2cg-Uc556-Q</p> <p>Go through the 3D shapes power point asking the name of each shape. Explain the shape vocabulary using each slide or an object: A face, vertices' (corner) and edge.</p> <p>Activity: Explain we are going to make different vehicles using 3D shapes. See what 3D shapes you can find and use them to make a vehicle. Model the activity e.g. Make a car using a cereal box and tennis balls. Label the shapes you have used or send in a video of the child explaining what shapes and objects they have used!</p> <p>Tip! You can make junk model cars using recycling and clean rubbish!</p>	<p>Mathematical Development- Input:3D Shapes –Sing along to this song: https://www.youtube.com/watch?list=PLTi573zLT18synJxbwkXirX1AgQRmxeBk&v=guNdJ5MtX1A</p> <p>There are lots of different 3D shapes in the story! Sing along with 3D shape song. And then go on a shape hunt in your house.</p> <div style="text-align: center;">  </div>	<p>Mathematical Development- Size ordering-</p> <p>There were lots of animals in the story 'You can't take an elephant on the bus'. Can you draw each animal starting with the smallest first? You could draw each animal, cut each animal out and order by size. Explain to your parent which one comes next. Can you explain why?</p>	<p>Mathematical Development- Using the story 'You can't take an elephant on the bus' talk about positions. You can start off discussing it as you read. Where is the elephant? Beside the bus. Where is the seal? In the taxi. After reading, try using toys to show positions. Can you put the truck on the rhino?</p> <div style="text-align: center;">  </div>
<p>Reading</p> <p>Activity: Read a story at home or use this link: https://www.oxfordowl.co.uk/for-school/oxford-owl-ebook-collection</p>	<p>Reading</p> <p>Children to read a story - any of their choice (Preferably one they haven't read before) with a sibling or grown up. As they read the story ask them: What do you think will happen next? How does this character feel?</p>	<p>Reading</p> <p>Activity: Read a story at home or use this link: https://www.oxfordowl.co.uk/for-school/oxford-owl-ebook-collection</p>	<p>Reading</p> <p>Read the story 'You can't take an elephant on the bus' by Patricia Cleveland-Peck again.</p> <p>Focus on the <u>rhyming words</u> in the book e.g. bus, fuss, fat, flat, troll, train, pain, leap, asleep, seal, wheel, swerve, curve, bizarre, far, age, rage ,boat, afloat,</p>	<p>Reading</p> <p>Activity: Read a story at home or use this link: https://www.oxfordowl.co.uk/for-school/oxford-owl-ebook-collection</p>

	<p>When the story has finished ask questions about the key events that happened in the story! Ask them what they liked and what they didn't like, and if it ended how they thought it would?</p>		<p>think, sink, right, height, long, wrong, bike, like, seat, feet, mistake, break, grip, flip, balloon, room, weight, state, van, can, annoyed, avoid, shout, about,</p>	
<p align="center">UW/ PD/ EAD-</p> <p><u>Can you make a vehicle?</u></p> <p>Input: https://www.youtube.com/watch?v=biX7NNxw_w8</p> <p>How do you get to school?</p> <p>How many modes of transport have you used before?</p> <p>You can use anything you like to build a vehicle! For example Lego or Playdough!</p>	<p align="center">RE-</p> <p>REVEAL-How the parish family celebrate.</p> <p>Introduce the children to the term 'Parish Family.' Talk about what the children already know about celebrating in the church, e.g. Baptism, Christmas, wedding etc.</p> <p>Talk about the parish family celebrating. Sometimes the parish family celebrates in church and sometimes outside church. Use the pictures below to help your discussion.</p> <div data-bbox="631 896 981 1070">  </div>	<p align="center">Spanish with Ms Susana</p> <div data-bbox="1043 466 1314 577">  </div>	<p align="center">EAD</p> <p><u>Vegetable printing making vehicles</u></p> <p>Activity: Use any vegetables or fruit you have spare, cut them up and use different paint! Children are to print using these objects and see if they can design their own vehicle!</p> <p><u>Explore different effects with paint</u></p> <p>Activity: Use toy vehicles or toy animals and paint. Children can explore different animal tracks and car tracks. They can dip them in paint and use different colours to see what effect it creates.</p>	<p align="center">PE</p> <p><u>Explore movement using Yoga</u></p> <p>Join in with Cosmic kid's yoga 'Toys, trucks and robots! The below link is a compilation! Play the first 17 minutes and finish the rest another day!</p> <p>https://www.youtube.com/watch?v=84YnYBA8RI</p>