





F2 Home Learning

w/c 04.01.21 - Gospel Value – Grace



Monday	Tuesday	Wednesday	Thursday	Friday
<p>RE – Explore</p> <p>What does the word 'grace' mean to you? Discuss this as a family.</p>	<p>RE – Gather</p> <p>Listen to the song 'Amazing Grace'</p>	<p>RE – Listen (Scripture)</p> <p>Peter 4:10</p> <p>'Each of you should use whatever gifts you have received to serve others as faithful stewards of God's Grace'</p>	<p>RE – Respond</p> <p>What gifts have you been given by God that you could share at home and with our school community?</p>	<p>RE – Go Forth</p> <p>Make a list of ways you can share your gifts with others e.g. use good manners.</p>
<p>Literacy-Writing</p> <p>What was your favourite part of the holidays? Who may you want to say thank you to? Adult to model writing a sentence- e.g. Dear Santa, Thank you for my present. Demonstrating capital letter, finger space and using phonetical knowledge to write simple words.</p>	<p>Literacy- Writing/PSED</p> <p>Following on from the session on Monday where your child identified their promises-talk about the how important it is to be kind! Show your child the PowerPoint. Encourage child to talk about how they can show kindness.</p> 	<p>RE-Epiphany</p> <p>Explain to the children about the Epiphany. Show children video clip of the Christmas story at the part when the three wise men arrive at Bethlehem and meet the Baby Jesus.</p> <p>Sing the song 'Three Kings were riding' from our Nativity play.</p> 	<p>Literacy-</p> <p>How do you think the three kings felt when they met Baby Jesus for the first time after travelling very far to see him? Using speech bubbles encourage your child to draw a picture or write a simple sentence to say what each kind may say e.g. Hello Baby Jesus, Happy Birthday, Welcome to the world.</p>	<p>RE-</p> <p>Discover what a celebration is, the elements of celebration and how people celebrate. Use a speech bubbles diagram to find out what your child already knows about celebrating. Encourage your child to tell you about information from previous topics covered in class, e.g. Birthdays, Christmas, New Year and any other celebrations that take place in school or at home that the children will be aware of. Prepare a tray with some of the following items: cake, party hat, party popper, balloon, parcel, drink, card, music etc. Ask the children what they think is going to happen. Play a game with the children – cover eyes, take away one or two items from tray and ask what is missing. Repeat with other items.</p>

Revision of sounds: s/a/t/p/i/n/m/d/g/o/c/k/ck/e.

Introduction to Teddy Bear Words: I, to, no, go, the, into

Recap of previous sounds already learnt- play **Froggy, Froggy** game. Using objects ask children to write the corresponding phonemes in a phoneme frame to make the word or the object e.g. pen

Introduce Teddy Bear Words-Yellow Set. Explain that we call these words 'sight words' or 'high frequency words.' Model writing each word with your child. Write the new words onto separate pieces of paper.

I	to
no	go
the	into

Practise s/a/t/p/i/n/m/d/g/o/c/k/ck/e..

Play quick sounds. Write the letters on a large piece of paper or whiteboard if you have this at home. Use a pointer (e.g. wooden spoon) to point to several letters. Ask your child

I	to
no	go
the	into

Using the Teddy Bear words set-ask your child to select one word and together make a sentence including that words. Repeat for the remaining words. Next, can you write a sentence together including several teddy bear words e.g. I went to the park.

Practise s/a/t/p/i/n/m/d/g/o/c/k/ck/e. Make a phoneme frame with your child using their individual white board and pen. How many words can they make using the sounds they already know? Together can you robot talk the different words e.g. sat, pat, pin, cat, mop etc.

UW- New Year 2021!

Explain to that we have started a new year and it begun at 12 midnight on New Year's Eve. Show the children the footage from Big Ben.




The fireworks, images and music are to celebrate the beginning of a brand new year. Guided write: F2 New Year Promises. With your child talk about what we can do for the new year of 2021? Be kind, a good friend, a good listener e.t.c.

Mathematical Development- Number

Play a subtraction game while you have a snack. Count out five pieces of fruit on to a plate. Then, eat one of the pieces of fruit. How many are left? If your grown-up eats one piece of fruit, how many would be left?

Mathematical Development- Number

Use 6 toy cars to play a subtraction game. Move the toys into a line on the carpet road. Then, put 1 of the toys into a cardboard box car park. How many cars are left on the road? Can you tell a grown-up about the number of cars there are? Can you use the words 'away' and 'left'?



Mathematical Development- Number Model making an addition number sentence. Emphasise talking one away-how many left? Repeat for 4-1=, 6-1=, 9-1= etc

Mathematical Development- Number Introduce language 1 more/1 less

Visual aids for number operations:

- Number 9: $9 - 1 =$ (with arrows pointing left and right)
- Number 7: $7 - 1 =$ (with arrows pointing left and right)
- Number 3: $3 - 1 =$ (with arrows pointing left and right)
- Number 6: $6 - 1 =$ (with arrows pointing left and right)
- Number 8: $8 - 1 =$ (with arrows pointing left and right)

Number line: 1 2 3 4 5 6 7 8 9