



2YO Home Learning

W/b 11-1-21 - Gospel Value – Solidarity
(Baptism of the Lord 10.01.21)






RE–Morning/Afternoon Prayer

‘Good morning Lord, we praise your holy name and thank you for giving us, this lovely new day’.

Communication and language - Introduce the Nursery rhyme of the week called:

[Hickory dickory dock](#)



Monday	Tuesday	Wednesday	Thursday	Friday
<p>Communication and language –</p> <p>Listen or read the story, Guess how much I love you.</p> 	<p>Personal, social and emotional development-</p> <p>Make a set of bunny ears with your child for them to wear like a headband.</p>	<p>Physical Development –</p> <p>Join in with a listening yoga session</p> 	<p>Communication and language –</p> <p>Using their bunny ears again, see if your child can listen with their ears to any sounds, it can be inside or outside.</p>	<p>Personal, social and emotional development-</p> <p>Making choices, by choosing their own clothes and dressing themselves.</p>
Monday	Tuesday	Wednesday	Thursday	Friday
<p>Expressive art and design-</p> <p>Make concertina hands for someone you love.</p> 	<p>Physical Development –</p> <p>Encourage your child to place the bunny ears headband on their head and go outside. See if they can e.g. Jump as high, stretch as high as Little Nutbrown hare.</p>	<p>Maths –</p> <p>Look outside and see if you can see the moon. Look at pictures on the internet of what the moon looks like. Ask what shape is the moon. Draw some pictures of the moon using circles.</p>	<p>Understanding the world-</p> <p>Make a fort, using whatever you have available in your home. It can be small, just a few cushions or it can be much bigger, with chairs and sheets. Give you child time to play in their fort and a torch so they can discover light and shadow.</p>	<p>Expressive art and design-</p> <p>Musical instruments - using a musical instrument of your choice, sing nursery rhymes with your with child. Allow your child to choose the songs. If your feeling really creative you can make up a nursery rhyme prompt bag.</p>

Activities highlighted in **green**. Photograph can be taken and submitted to teacher.