






F2 Weekly Planning



w/c - 01.02.21 Gospel Value – Love






Monday	Tuesday	Wednesday	Thursday	Friday
<p align="center">Explore</p> <p align="center">What does love mean to you?</p>	<p align="center">Gather</p> <p align="center">Watch the video Dear Alice</p>	<p align="center">Listen</p> <p align="center">Love is patient, love is kind. It does not envy, it does not boast, it is not proud. It is not rude, it is not self-seeking, it is not easily angered, it keeps no record of wrongs.</p> <p align="center">1 Corinthians 13</p>	<p align="center">Respond</p> <p align="center">We make choices to show love every day in our actions. Talk about when it can be hard to show love and what positive results would we see if we chose love more often</p>	<p align="center">Go Forth</p> <p align="center">Show someone how much you love them by telling them why. This could be in a card, a video or a voice note.</p>
<p align="center">Google Meet @ 9:15am</p> <p align="center">Children's Mental Health Week</p> <p align="center">Hearts of Liverpool Activity</p>  <p>Children could draw or paint a picture of a heart, fill it with positive things and put it up in their windows.</p>	<p align="center">Literacy-</p> <p>Listen to the story Juniper Jupiter.</p>  <p>Talk about Juniper Jupiter and discuss what she is like. Focus on 'Super hero' words such as brave, smart, sneaky, fast, can fly etc. Encourage the children to sound out the words and use sounds they know to try and write them down.</p>	<p align="center">Literacy-</p> <p>Design your own Super hero! Use the template on google classroom or make your own!</p>	<p align="center">Literacy-</p> <p>Listen to the story SUPERTATO!</p>  <p>Can you draw and label your favourite character.</p>	<p align="center">Literacy-</p> <p>Practise your Superhero letter formation.</p>

New Sounds: v,w,x

Teddy Bear Words Yellow & Orange Set Revision: It is really important to practice writing our teddy bear words at any available opportunity. This week we want you to continue to practice writing lots of great sentences!

<p>Phonics</p> <p>Recap on previous sounds: s/a/t/p/i/n/m/d/g/o/c/k/e/u/h/b/f/l/ss</p> <p>Introduce new sound: v</p>	<p>Phonics</p> <p>Teddy Bear Words- Sentence writing using words from yellow teddy bear word set.</p> 	<p>Phonics</p> <p>Recap on previous sounds: s/a/t/p/i/n/m/d/g/o/c/k/e/u/h/b/f/l/ss/v</p> <p>Introduce new sound: w</p>	<p>Phonics</p> <p>Teddy Bear Words- Sentence writing using words from orange teddy bear word set.</p> 	<p>Phonics</p> <p>Recap on previous sounds: s/a/t/p/i/n/m/d/g/o/c/k/e/u/h/b/f/l/ss/v/w</p> <p>Introduce new sound: x</p>
<p>Mathematical Development- Exploring and discussing time and the seasons</p> <p>In this lesson children will explore time through the days of the week, months of the year and the seasons.</p> <p>https://classroom.thenational.academy/lessons/exploring-and-discussing-time-and-the-seasons-6mwp8c?activity=video&step=1</p>	<p>Mathematical Development- Exploring and discussing the days of the week and daily events</p> <p>In this lesson children will explore the days of the week and the activities they may do on each day.</p> <p>https://classroom.thenational.academy/lessons/exploring-and-discussing-the-days-of-the-week-and-daily-events-6ngkgc?activity=video&step=1</p>	<p>Mathematical Development- Using everyday language to talk about and sequence daily events</p> <p>In this lesson children will talk about and sequence the events they may do in a day as well as tell a time story.</p> <p>https://classroom.thenational.academy/lessons/using-everyday-language-to-talk-about-and-sequence-daily-events-60tkad</p>	<p>Mathematical Development- Using ordinal language when sequencing events and measure short periods of time</p> <p>In this lesson pupils will order events in nursery rhymes using ordinal language.</p> <p>https://classroom.thenational.academy/lessons/using-ordinal-language-when-sequencing-events-and-measure-short-periods-of-time-6nh6at</p>	<p>Mathematical Development- Consolidating learning</p> <p>In this lesson children will consolidate their learning on time through reasoning questions.</p> <p>https://classroom.thenational.academy/lessons/consolidating-learning-64rpct</p>

<p style="text-align: center;">Reading</p> <p>Children to read a story - any of their choice (Preferably one they haven't read before) with a sibling or grown up. As they read the story ask them: What do you think will happen next? How does this character feel?</p> <p>When the story has finished ask questions about the key events that happened in the story! Ask them what they liked and what they didn't like, and if it ended how they thought it would?</p>	<p style="text-align: center;">Reading</p> <p>Activity: Read a story at home or use this link:</p> <p>https://www.oxfordowl.co.uk/for-school/oxford-owl-ebook-collection</p>	<p style="text-align: center;">Reading</p> <p>Children to read a story - any of their choice (Preferably one they haven't read before) with a sibling or grown up. As they read the story ask them: What do you think will happen next? How does this character feel?</p> <p>When the story has finished ask questions about the key events that happened in the story! Ask them what they liked and what they didn't like, and if it ended how they thought it would?</p>	<p style="text-align: center;">Reading</p> <p>Activity: Read a story at home or use this link:</p> <p>https://www.oxfordowl.co.uk/for-school/oxford-owl-ebook-collection</p>	<p style="text-align: center;">Reading</p> <p>Activity: Read a story at home or use this link:</p> <p>https://www.oxfordowl.co.uk/for-school/oxford-owl-ebook-collection</p>
<p style="text-align: center;">EAD-</p> <p>Make your own Superhero Puppet Using an old sock design your won puppet! What qualities would your superhero have? What super powers would they hold? You could use any materials from your household that your parents allow for you to have e.g. old cloth, scarf.</p> 	<p style="text-align: center;">RE- Respond</p> <p>Remembering, celebrating and responding to what a celebration is and how the parish family celebrate</p> <p>Remember Start the session with a moment of quiet reflection. Provide each child with the opportunity to engage with questions of meaning and purpose related to Celebrating. Ask the children if there is anything they wonder about celebrating celebrating together</p> <p>Provide the opportunity, possibly by one of the means above, for the children to</p>	<p style="text-align: center;">Spanish with Ms Susana</p>  <p>Watch the video link on google classroom.</p>	<p style="text-align: center;">PE</p> <p>Explore movement using Yoga</p> <p>Join in for some Super hero yoga!</p> <p>https://www.youtube.com/watch?v=Xs8DErGP-fA</p> 	<p style="text-align: center;">CLL/PSED- Children's Interests</p> <p>End of the week Zoom. Come together as a class to talk about your week. Let's explore your interests for next week!</p>

remember what a celebration is.

- Different elements of celebration.
- Different ways of celebrating.
- Who the church/parish family are.
- Some of the celebrations of the church/parish family.
- Something of the story of Jesus being presented in the Temple.
- To send their parents or carers the invitations that they have made for the Rejoice celebration.