







F2 Home Learning

w/c 16.11.20 - Gospel Value – Service



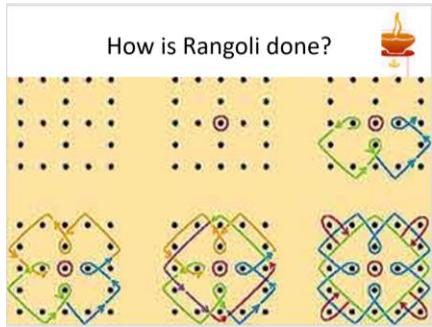
Monday	Tuesday	Wednesday	Thursday	Friday
<p>RE – Explore</p> <p>To service is to help. Who helps you? How do the people in your family help you? Who are the people in our community who help us?</p>	<p>RE – Gather</p> <p>Listen to the song Follow you by Leeland. Discuss how we can show service to others.</p>	<p>RE – Listen (Scripture)</p> <p>1 Corinthians 12:5</p> <p>“There are all different kinds of service, but we serve the same Lord.”</p>	<p>RE – Respond</p> <p>How do we serve God and demonstrate this in everyday life?</p>	<p>RE – Go Forth</p> <p>Make a list of how can you serve others especially in times like these when people need it the most?</p>
<p>Literacy-Writing: Diwali</p> <p>Diwali is one of the biggest festival of Hindus, celebrated with great enthusiasm and happiness in India. The festival is celebrated for five continuous days, where the third days is celebrated as the main Diwali festival or ‘Festival of lights’.</p> 	<p>Share the story of Rama and Sita.</p>  <p>Ask your child to draw picture about the story of Rama & Sita and attempt emergent writing. Adult to support.</p>	<p>Literacy- Sequencing</p> <p>Recap in the story of Rama and Sita. Ask your child to tell you the different parts of the story. Encourage the use of sequencers (words that organize your writing and speaking) e.g. then, after that, finally.</p> 	<p>Literacy- Role-Play</p> <p>Use large building items to make a Bridge outside for Rama and his monkey and bear army to go over to the Island and save Sita. Use planks, tyres, logs, etc.</p>	<p>Literacy-</p> <p>Read the story Dipal's Diwali together.</p> 

Phase 2 Week 3: **Set 3: g, o, c and k.**

Practise s/a/t/p/i/n/m/d/ flash cards.

Teach the letter g.

Mathematical Development-SSM



Look at Symmetry and repeating patterns.
Make Rangoli's in the garden or on plates.
Use mirrors to explore Symmetry.

Practise s/a/t/p/i/n/m/d/g flash cards.

Teach the letter o.

Mathematical Development- Number

Drop marbles into jar as your child closes their eyes and counts. Can they guess how many, check answer by counting and write answer on piece of paper or white board if you have one. Encourage your child to link the amount to the number.

Practise s/a/t/p/i/n/m/d/g/o flash cards.

Teach the letter o.

Mathematical Development-



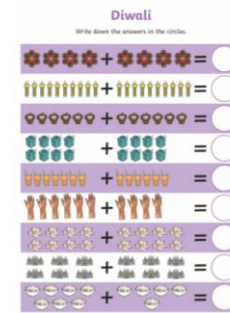
Using different items from around your house, can you make a symmetrical picture?

Practise s/a/t/p/i/n/m/d/g/o/c flash cards.

Teach the letter k.

Mathematical Development- Counting

Can your child practise their addition using the Diwali addition sheet?



PSED-

Talk about the meaning of Diwali. Good conquering bad. Look at Superheros that do the same in a very literal sense! Use Christmas as a way to explain what Diwali is like for those that celebrate it. Sharing gifts and love. Look at cleaning a room in the house to welcome in the Hindu Goddess of wealth, Lakshmi. Set up Diyas in the room to welcome her with the light. What festivals and traditions are important to our own families? How do we mark these occasions?

EAD/MD:



Using salt dough or plasticine clay make small divas. Place a candle in the middle. Explain that many, many people will make their own divas and light during Diwali to show a great festive of lights

RE – **Reveal 2**

Talk to your child about how we would welcome a new baby into God's family through baptism, using the words 'I baptise you in the name of the Father and of the son and of the holy spirit amen.'

Show your child the pictures attached. Encourage them to sort pictures to do with baptism or not.

You may wish to encourage your child to re-enact a baptism.

You will need:

- A baby doll
- A small bowl
- A cloth
- A cloth for the baby

EAD

Make Diwali lanterns



Decorate your house with the lanterns and talk about the festive of lights.

UW/EAD

Make Rangoli patterns. Decorate hand prints with Diwali inspired patterns.



PE Challenges

Listen to songs for Diwali on You Tube and watch some of the Dances that tell the story of Lord Rama.

Using scarves move to the music.

	<p>You may wish write the word baptism on a small piece of paper and fold it in half in the shape of a card. Encourage them to make a 'baptism' card to welcome a new member into God's family.</p>			
--	---	--	--	--