









F2 Home Learning

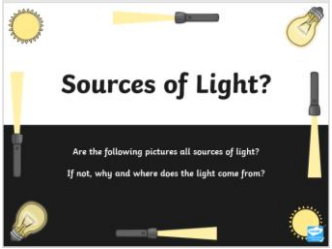
w/c 19.10.20 - Gospel Value – Friendship



Monday	Tuesday	Wednesday	Thursday	Friday
<p>RE – Explore Friendship-Who are my friends? Share the story called A Friend Like You - read aloud story about friendship</p>	<p>RE – Gather Listen to quiet music and close your eyes. Open your eyes and look at a picture of Jesus. Jesus is a best friend to us, he cares about everyone.</p>	<p>RE – Listen (Scripture) “When I was in my prime, God’s friendship was felt in my home.” Job 29:4</p>	<p>RE – Respond Make a family prayer about showing friendship at home. Make friendship bracelets to give to the members of your family.</p>	<p>RE – Go Forth Sing ‘Shake your friend’s hand’. As your child to teach you the song that we sing in school.</p>
<p>Literacy- Read the story A Dark , Dark Tale</p>  <p>Before you get to the last page ask your child what do you think was inside the, dark box? Draw and write what you think! Read the final page to find out what was inside!</p>	<p>CL-Listening Have A Dark, Dark Search</p> <p>Plan a series of hiding places so that a toy mouse will be found in the last one. Then, on writing cards/paper write short descriptive phrases (modelled after those in the story) to lead in order from one hiding place to the other. One phrase clue may be, On a white, white board. Help the students in reading the cards and following the trail to locate the mouse.</p>	<p>EAD- My Dark House</p> <p>Give your child some art paper and have them create their own dark house with a dark background. When the drawing is done, encourage your child to write a description of their house. They may choose to use this sentence; “This is _____’s mystery house. It looks _____ . It has _____ .” After the descriptions and artwork are complete, take a picture and Dojo it to us please.</p>	<p>CL-Literacy</p>  <p>Using the picture above, talk about the different animals that live in the woods. What kind of homes do the animals have? (burrow, den, nest, warren etc)</p>	<p>Literacy-Reading</p> 

Phonics Aspect 7: Oral blending and segmenting

<p>Oral blending Play touch your body game. Explain to the children that they are going to touch parts of their body when asked to do so but they must listen for the body part. Say the body part name in sound speak, touch your f-ee-t, feet, t-oe-s toes etc.</p>	<p>Clapping sounds Think of the words that use the sounds s,a,t,p,i,n and sound them out. Sat Tap Pin Sin Tin Pit Clap each phoneme for the word and then blend them to make the word.</p>	<p>Toy talk Introduce the soft toy and say that he can only speak in sound talk. The toy whispers the word in the adult's ear and the adult says it to the group. Talk to the puppet and repeat what he says. Use picture card clues to aid visual representation but remove during the apply stage to make activity harder. Repeat and make some errors (say skim instead of skip).</p>	<p>Say the sounds Place objects/pictures of cvc words in a bag. Take one object out of the bag and say the word using sound talk (c-a-t) and the toy. Encourage the children to blend the sounds.</p>	<p>Talking about sounds When used to oral blending start to introduce 2 and 3 phoneme words. Write the word on a phoneme frame and sound it out. Count each sound using fingers (cat, dog, on, to, peg etc).</p>
<p>Mathematical Development- Play the number comparison game.</p>  <p>Comparing amounts of objects, up to five. Children will be encouraged to think about how the objects have been sorted and then compare the amounts in the two groups. They will be supported in making comparisons by using the mathematical language of more, most, few and fewest.</p>	<p>Mathematical Development- Number-Addition Draw 10 black cats:</p>  <p>Once the cats are made, separate the cats into two groups e.g. 5 & 5. Model writing a number sentence together-using addition vocabulary 'add', 'together' 'equals'. $5 + 5 = 10$</p>	<p>Mathematical Development- Ordering- Using the story PowerPoint A Dark, Dark Tale-introduce ordinal numbers e.g 1st In a dark, dark wood, 2nd-In a dark, dark house etc</p>	<p>Mathematical Development- Positional Language Using the story PowerPoint A Dark, Dark Tale reinforce positional language (next, beside, behind, inside, up, under, in front) e.g The mouse is in the box.</p>	<p>PSED- Think about the little mouse from the story A Dark, Dark Tale. Think about a time that you may have felt scared and who made you feel less worried. Draw a 'feeling face' to illustrate your emotions when you were scared and when someone helped you.</p> 

<p style="text-align: center;">UW-</p> <p style="text-align: center;">How has the weather changed?</p> <p>Talk about what you have noticed about the weather now that we are in the season of Autumn e.g. evenings becoming darker earlier.</p> <p>Make a list together of the different changes that</p>	<p style="text-align: center;">RE -</p> <p style="text-align: center;">Domestic Church- Myself Remembering, celebrating and responding to the importance of names, and to God who knows each one by name and loves them.</p> <p>Ask your child if there is anything they wonder about</p> <ul style="list-style-type: none"> ✓ Each one's name is important. ✓ I am special and have a special name. ✓ God loves me and knows my name. ✓ God loves everyone. 	<p style="text-align: center;">EAD</p> <p>Make your own Dark, Dark Cave using blankets to make a den. You may want to make it behind your sofa, in your bedroom or under your kitchen table! Once your cave is nice and snug and dark-use a flash light to add light in your cave. Snuggle up and share your favourite story together.</p>	<p>UW- The World:</p> <p>Look through the PowerPoint Sources of light? Together. Go on a light hunt inside and outside of your house. See if you can spot the different sources that were shown in the PowerPoint.</p> 	<p style="text-align: center;">PE Challenge</p> <p>Retell the story of a Dark, Dark Tale.</p> <p>Narrator the story for you child- make different movements with their bodies to represent the different parts of the story e.g. can you make a shape like a house with your body, can you move like a mouse? Consider the many different shapes that can be used to bring the story to life!</p>
---	---	--	--	---